

About the Instructor's Report

This report is for the instructor of the course only. It uniquely displays results from the [university question set](#) that factors in remote learning as well as the questions that you selected or created for your course.

For the Intersession 2022 term, your Department Chair or Program Director will **not** receive a report from SETC program. This decision was made to support instructors amid the remote teaching and learning challenges they may currently be facing. You are welcome to share your report as you see fit.

The intention of this report is to provide an overall summary of student's experiences of teaching, learning, and course delivery to inform understanding and reflection on teaching practice. It is not a direct measure of teaching effectiveness for promotion or tenure. This report cannot be used to reasonably rank or highlight differences between individual instructors as it lacks contextual information (e.g. class size, student demographics, etc.).

For more information about SETC reports, please visit our [website](#).

Table of Contents

Section 1: Who responded?

Section 2: Instructor's Questions

Section 3: University Questions for Remote Learning

- Part 1: Students' Experience with the Instructor
- Part 2: Students' Experience with the Course

Section 4: Comments

Notes:

Statistics: This report only shows descriptive statistics (mean, standard deviation, frequency of scale options, and response count for each question) aggregated at a course level to protect student confidentiality.

Scales: The following scale is used for all questions in this report unless otherwise indicated:

1=Strongly Disagree, 2=Disagree, 3=Neutral, 4=Agree, 5=Strongly Agree

NRP: A value of "NRP" indicates that there was no response provided for a question.

Low Response: if less than 5 students responded to the *overall* course survey, your report will show limited information. This is to protect student confidentiality. On a question-by-question basis, you can still see full information even when less than 5 student responded to a particular question.

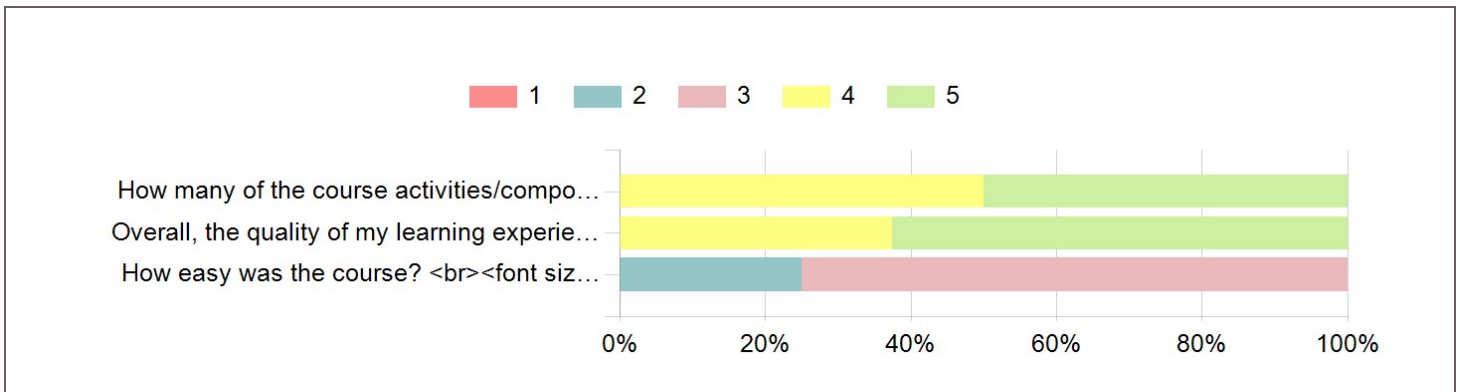
Section 1 – Who Responded?

This section gives some information about respondents. It is intended to help you understand the limits and generalizability of the statistics presented. Click [here](#) for more information about how response rate, perceived course difficulty, course engagement, and students' overall experience impact evaluation responses.

Raters	Students
Responded	8
Invited	45
Response Ratio	17.8%

Question	Response Count	Mean	Standard Deviation
How many of the course activities/components (i.e. watched lectures, contributed to discussions, assignments) did you complete? Scale used: 1=None, 2=Not very many of them, 3=About half of them, 4=Most of them, 5=All of them	8	4.50	0.53
Overall, the quality of my learning experience in this course was.... Scale used: 1=Very Poor, 2=Poor, 3=Fair, 4=Good, 5=Very Good	8	4.63	0.52
How easy was the course? Scale used: 1=Very Hard, 2=Hard, 3=Medium, 4=Easy, 5=Very Easy	8	2.75	0.46

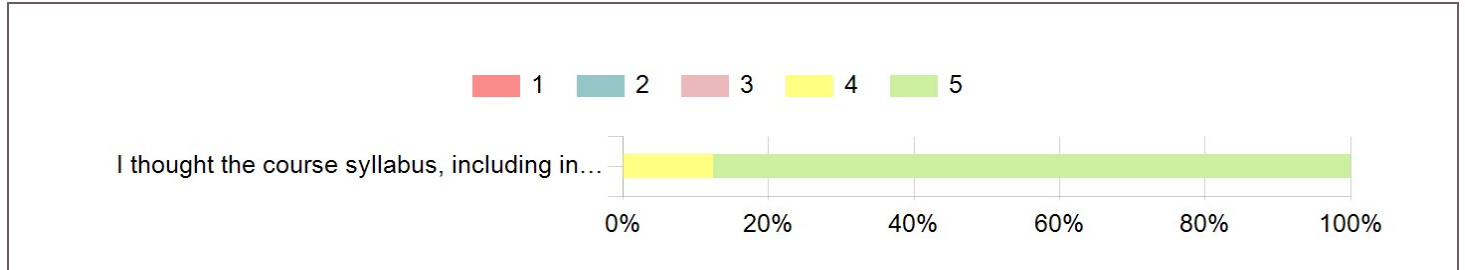
Response Distribution



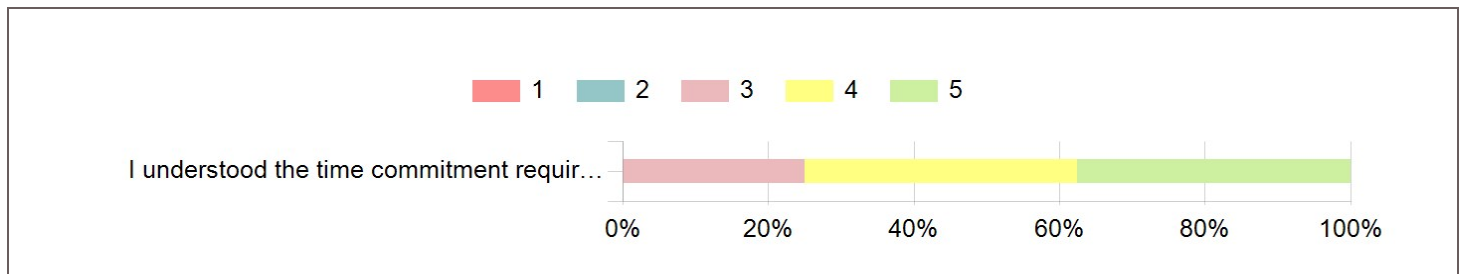
Section 2 – Instructor Questions

This section displays the responses to the questions you selected/created. If you did not submit any questions, this section will be blank.

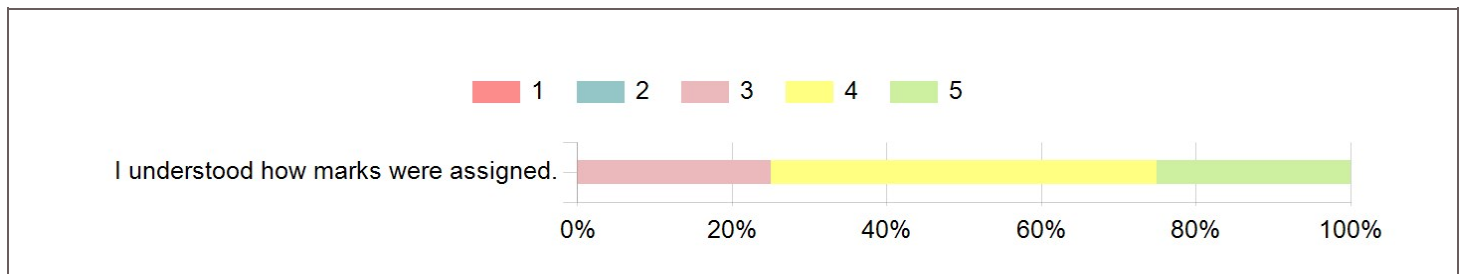
Question	Response Count	Mean	Standard Deviation
I thought the course syllabus, including information about due dates, assessments, or course navigation, was clear and well organized.	8	4.88	0.35



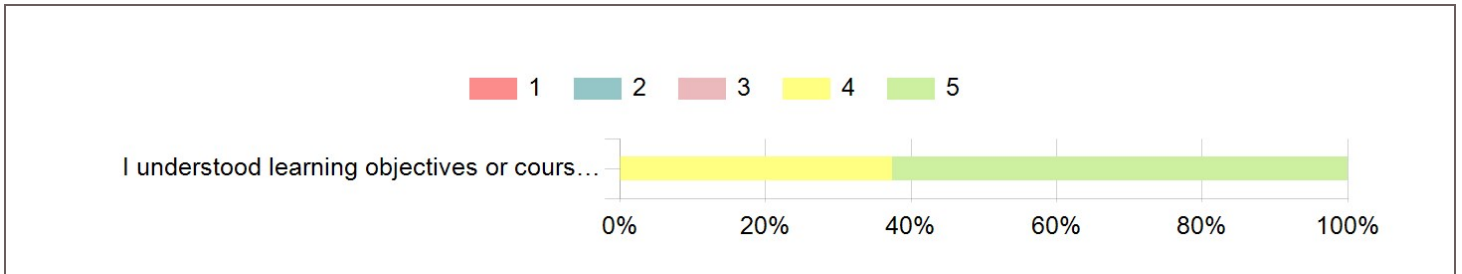
Question	Response Count	Mean	Standard Deviation
I understood the time commitment required for the course.	8	4.13	0.83



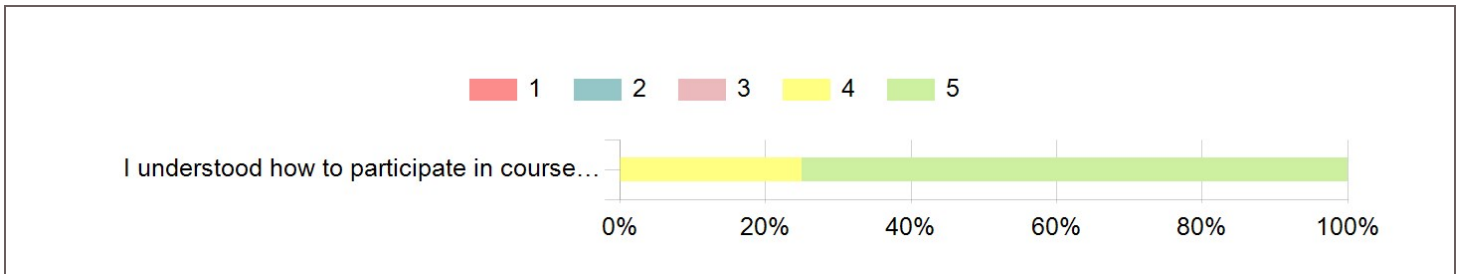
Question	Response Count	Mean	Standard Deviation
I understood how marks were assigned.	8	4.00	0.76



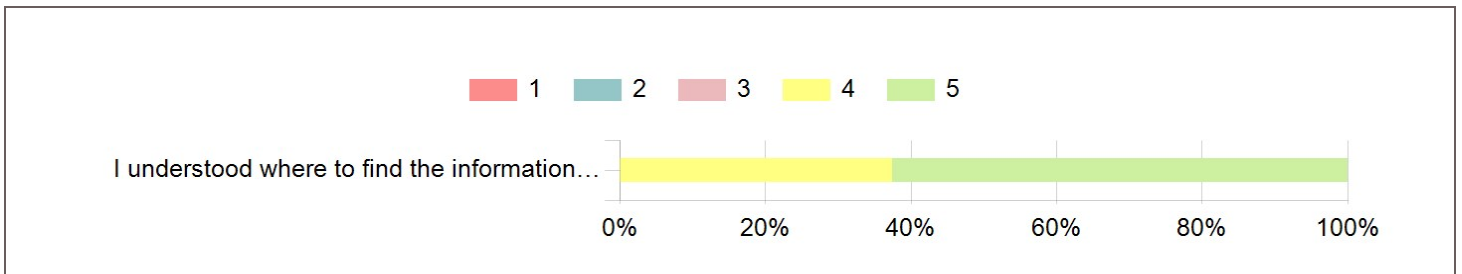
Question	Response Count	Mean	Standard Deviation
I understood learning objectives or course goals.	8	4.63	0.52



Question	Response Count	Mean	Standard Deviation
I understood how to participate in course activities.	8	4.75	0.46



Question	Response Count	Mean	Standard Deviation
I understood where to find the information I was looking for about the course.	8	4.63	0.52



Section 3 – University Questions for Remote Learning

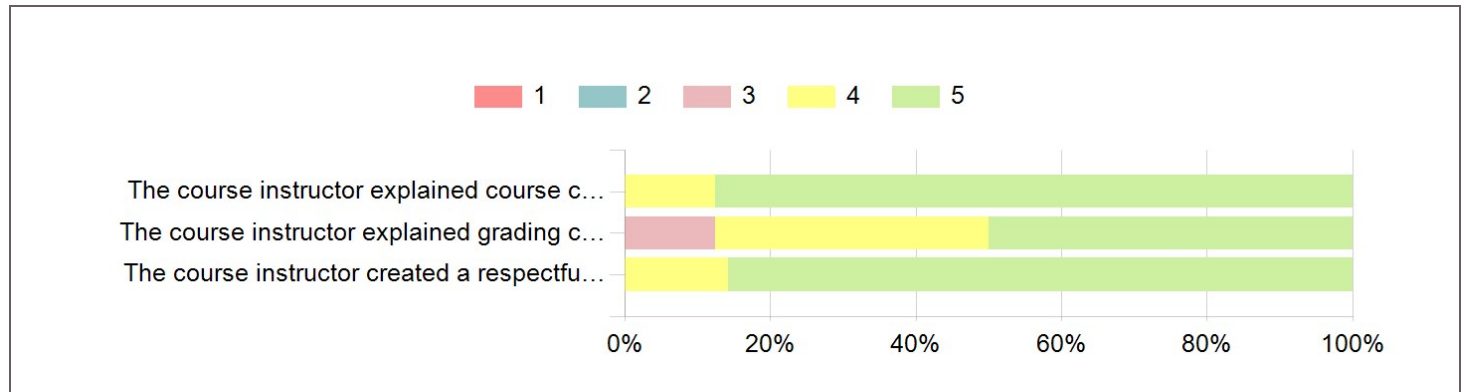
These questions appear on every SETC form and have been updated to refer to remote instruction and learning. Responses to the university comment question can be found in Section 4.

Part 1 – Students’ Experience with the Course Instructor

To what extent do you agree with the following statements about your experience with this course instructor:

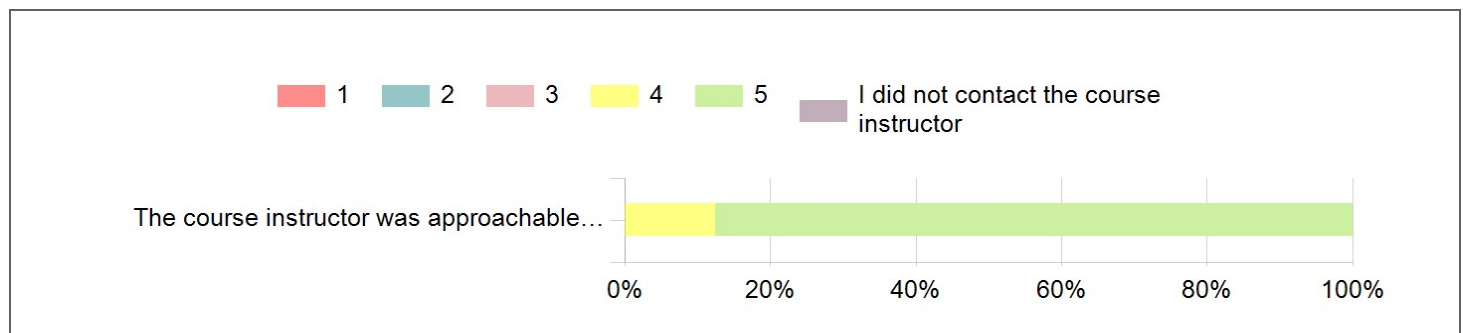
Question	Response Count	Mean	Standard Deviation
The course instructor explained course concepts clearly.	8	4.88	0.35
The course instructor explained grading criteria clearly.	8	4.38	0.74
The course instructor created a respectful learning environment.	7	4.86	0.38

Response Distribution



Question	Response Count	Mean	Standard Deviation
The course instructor was approachable when I needed help. Scale: 1=Strongly Disagree, 2=Disagree, 3=Neutral, 4=Agree, 5=Strongly Agree; I did not contact the course instructor	8	4.88	0.35

Response Distribution

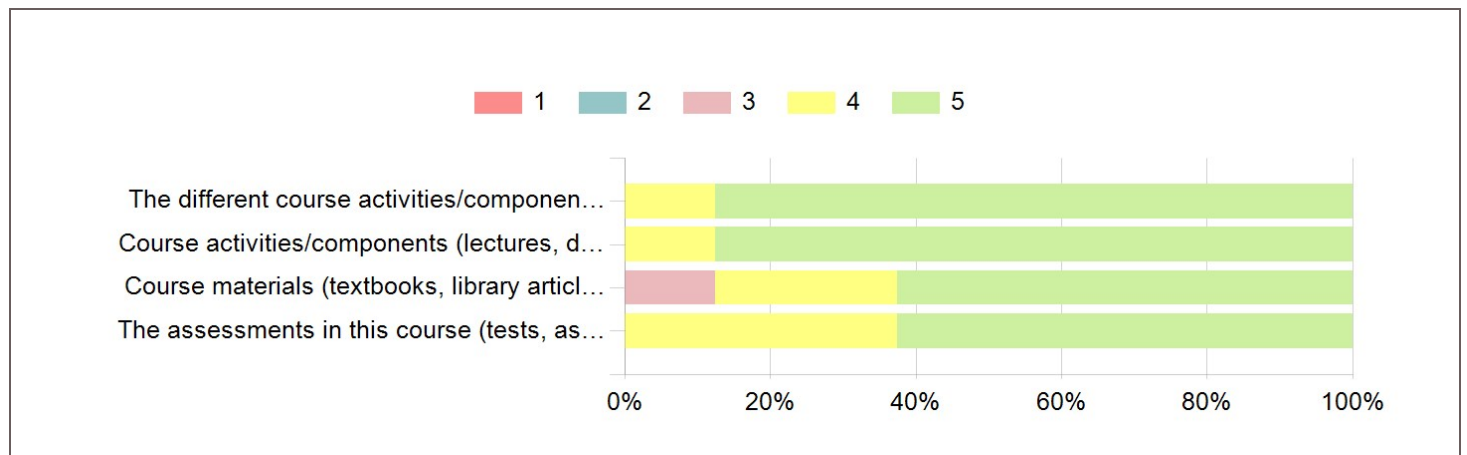


Part 2 – Students’ Experience with the Course

To what extent do you agree with the following statements about your experience in this course:

Question	Response Count	Mean	Standard Deviation
The different course activities/components (lectures, discussions, assignments, etc.) were connected.	8	4.88	0.35
Course activities/components (lectures, discussions, assignments, etc.) helped me learn.	8	4.88	0.35
Course materials (textbooks, library articles, and website links) improved my understanding of the course content.	8	4.50	0.76
The assessments in this course (tests, assignments, essays, etc.) allowed me to demonstrate my understanding of the course content.	8	4.63	0.52

Response Distribution



Section 4 – Comments

This section displays responses to all comment questions.

Instructor Selected Comment Questions

None selected.

Do you have any further comments?

Comments
The way your recorded lectures work is truly amazing and thanks for the icecream!
I really appreciated that Andrew was extremely detail oriented and organized. This made the entire learning experience more smooth. Andrew was very accessible whenever I asked to book an office hour outside of his set times. Andrew was also very helpful with supporting CAL accommodations and made the entire process of requesting accommodations more smooth without judgement.