

About the Instructor's Report

This report is for the instructor of the course only. It uniquely displays results from the [university question set](#) that factors in remote learning as well as the questions that you selected or created for your course.

For the Fall 2021 term, your Department Chair or Program Director will **not** receive a report from SETC program. This decision was made to support instructors amid the remote teaching and learning challenges they may currently be facing. You are welcome to share your report as you see fit.

The intention of this report is to provide an overall summary of student's experiences of teaching, learning, and course delivery to inform understanding and reflection on teaching practice. It is not a direct measure of teaching effectiveness for promotion or tenure. This report cannot be used to reasonably rank or highlight differences between individual instructors as it lacks contextual information (e.g. class size, student demographics, etc.).

For more information about SETC reports, please visit our [website](#).

Table of Contents

Section 1: Who responded?

Section 2: Teaching Narrative and Questions

Section 3: University Questions for Remote Learning

- Part 1: Students' Experience with the Instructor
- Part 2: Students' Experience with the Course

Section 4: Comments

Notes:

Statistics: This report only shows descriptive statistics (mean, standard deviation, frequency of scale options, and response count for each question) aggregated at a course level to protect student confidentiality.

Scales: The following scale is used for all questions in this report unless otherwise indicated:

1=Strongly Disagree, 2=Disagree, 3=Neutral, 4=Agree, 5=Strongly Agree

NRP: A value of "NRP" indicates that there was no response provided for a question.

Low Response: if less than 5 students responded to the *overall* course evaluation, your report will show limited information. This is to protect student confidentiality. On a question-by-question basis, you can still see full information even when less than 5 student responded to a particular question.

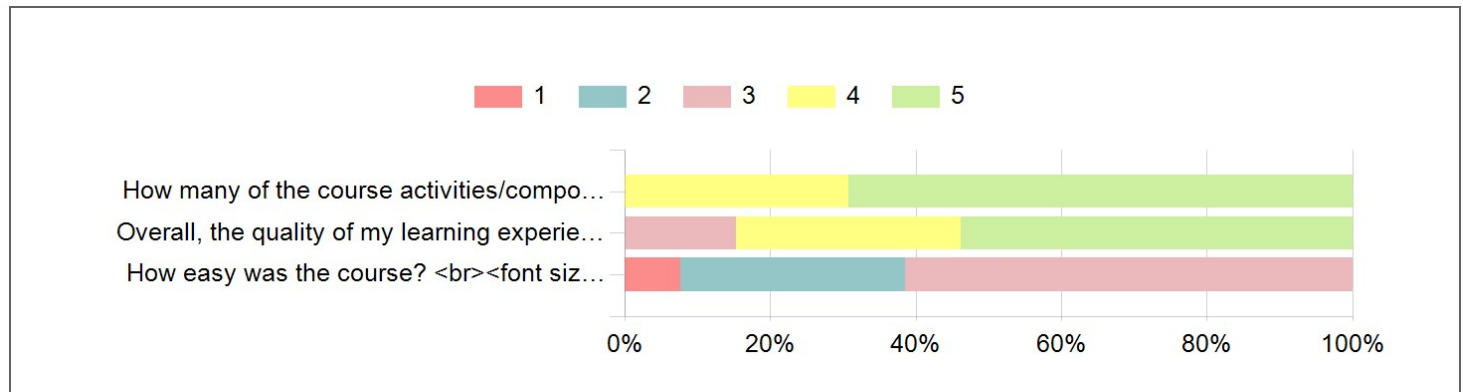
Section 1 – Who Responded?

This section gives some information about respondents. It is intended to help you understand the limits and generalizability of the statistics presented. Click [here](#) for more information about how response rate, perceived course difficulty, course engagement, and students' overall experience impact evaluation responses.

Raters	Students
Responded	13
Invited	37
Response Ratio	35.1%

Question	Response Count	Mean	Standard Deviation
How many of the course activities/components (i.e. watched lectures, contributed to discussions, assignments) did you complete? Scale used: 1=None, 2=Not very many of them, 3=About half of them, 4=Most of them, 5=All of them	13	4.69	0.48
Overall, the quality of my learning experience in this course was.... Scale used: 1=Very Poor, 2=Poor, 3=Fair, 4=Good, 5=Very Good	13	4.38	0.77
How easy was the course? Scale used: 1=Very Hard, 2=Hard, 3=Medium, 4=Easy, 5=Very Easy	13	2.54	0.66

Response Distribution



Section 2 – Teaching Narrative and Questions

This section displays your teaching narrative and the responses to the questions you selected/created. If you did not submit a narrative or questions, this section will be blank.

Did you design the course?

No response.

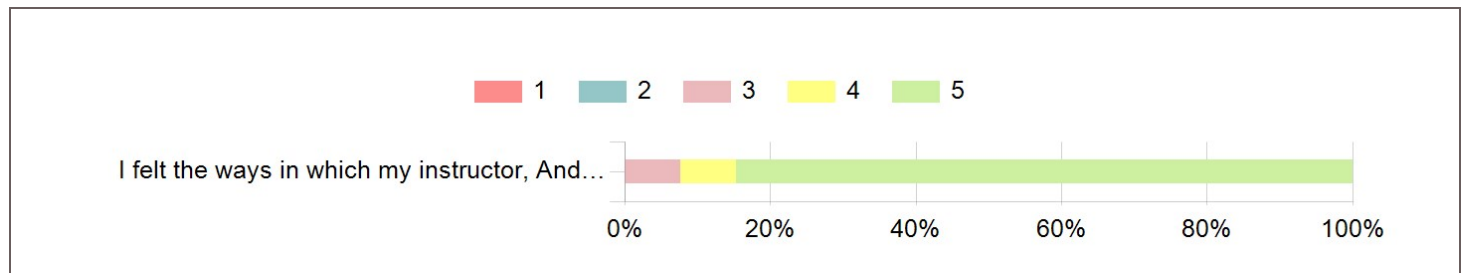
Teaching Narrative

No response.

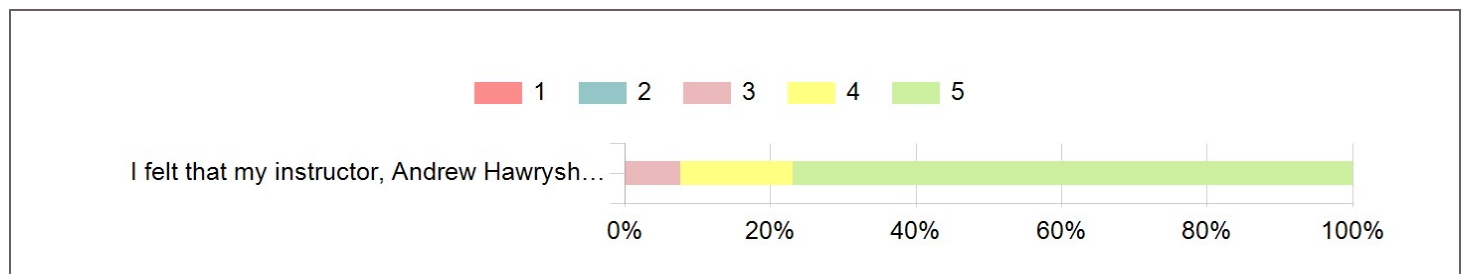
Instructor Questions

This section will be blank if you did not submit any questions or you only submitted comment questions. You can find the responses to your comment questions in Section 4.

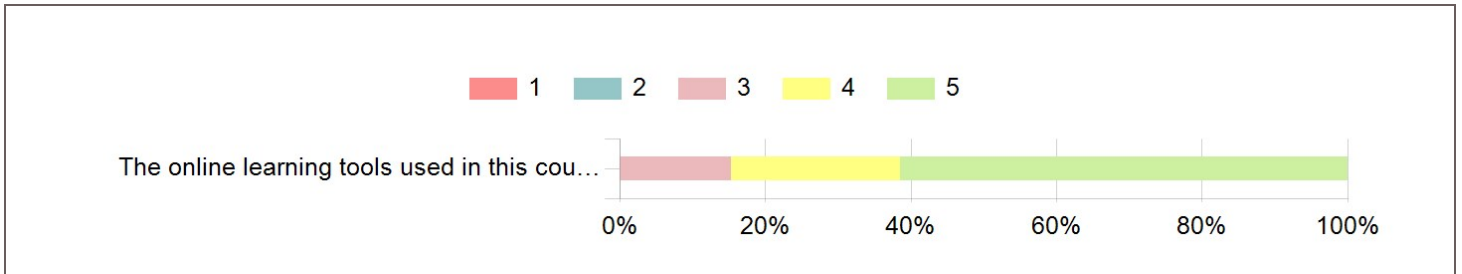
Question	Response Count	Mean	Standard Deviation
I felt the ways in which my instructor, Andrew Hawryshkewich, made themselves available to students was effective throughout the course.	13	4.77	0.60



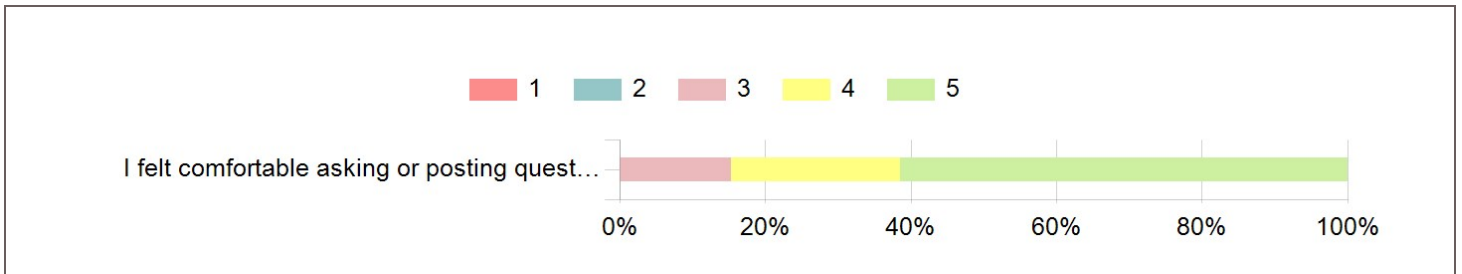
Question	Response Count	Mean	Standard Deviation
I felt that my instructor, Andrew Hawryshkewich, maintained a regular, engaged presence during online activities and discussions throughout the entire course.	13	4.69	0.63



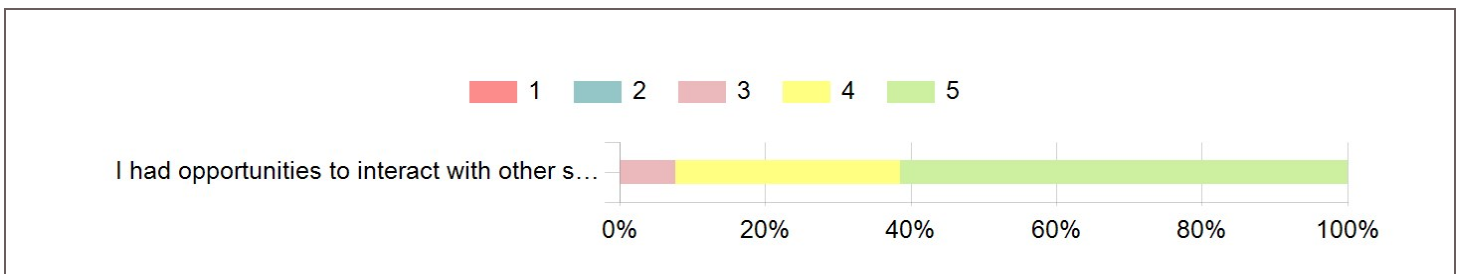
Question	Response Count	Mean	Standard Deviation
The online learning tools used in this course were easy to use.	13	4.46	0.78



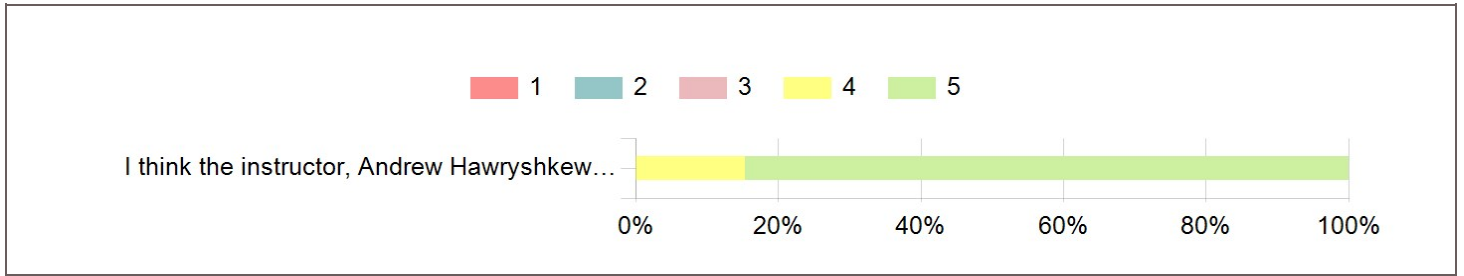
Question	Response Count	Mean	Standard Deviation
I felt comfortable asking or posting questions.	13	4.46	0.78



Question	Response Count	Mean	Standard Deviation
I had opportunities to interact with other students.	13	4.54	0.66



Question	Response Count	Mean	Standard Deviation
I think the instructor, Andrew Hawryshkewich, demonstrated respect for diversity (e.g. race, gender, religion, sexual orientation, etc.).	13	4.85	0.38



Section 3 – University Questions for Remote Learning

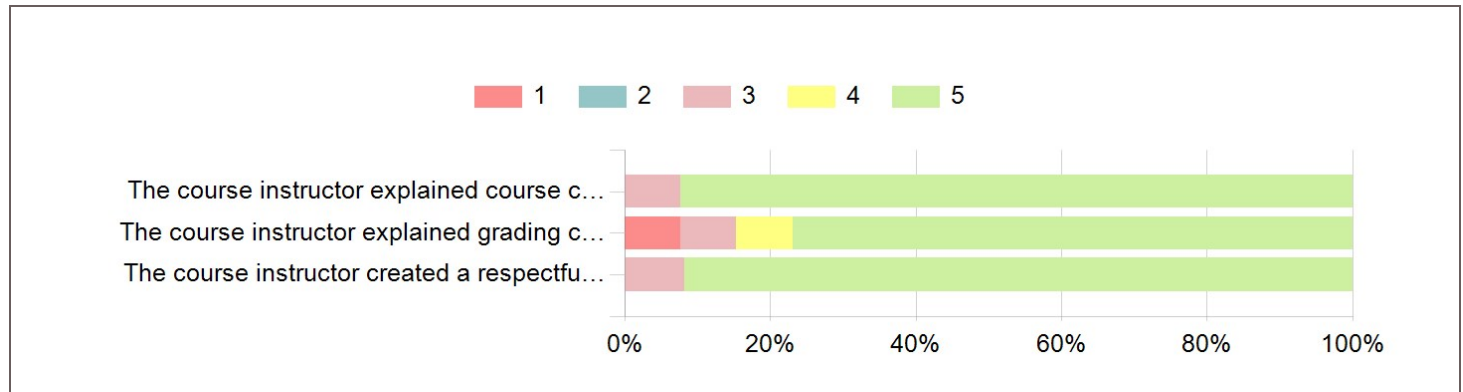
These questions appear on every SETC form and have been updated to refer to [remote instruction and learning](#). Responses to the university comment question can be found in Section 4.

Part 1 – Students’ Experience with the Course Instructor

To what extent do you agree with the following statements about your experience with this course instructor:

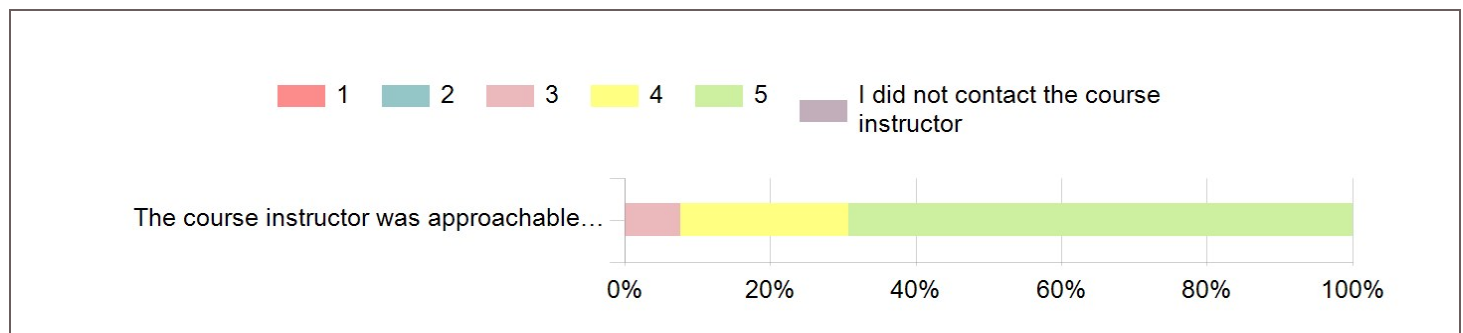
Question	Response Count	Mean	Standard Deviation
The course instructor explained course concepts clearly.	13	4.85	0.55
The course instructor explained grading criteria clearly.	13	4.46	1.20
The course instructor created a respectful learning environment.	12	4.83	0.58

Response Distribution



Question	Response Count	Mean	Standard Deviation
The course instructor was approachable when I needed help. Scale: 1=Strongly Disagree, 2=Disagree, 3=Neutral, 4=Agree, 5=Strongly Agree; I did not contact the course instructor	13	4.62	0.65

Response Distribution

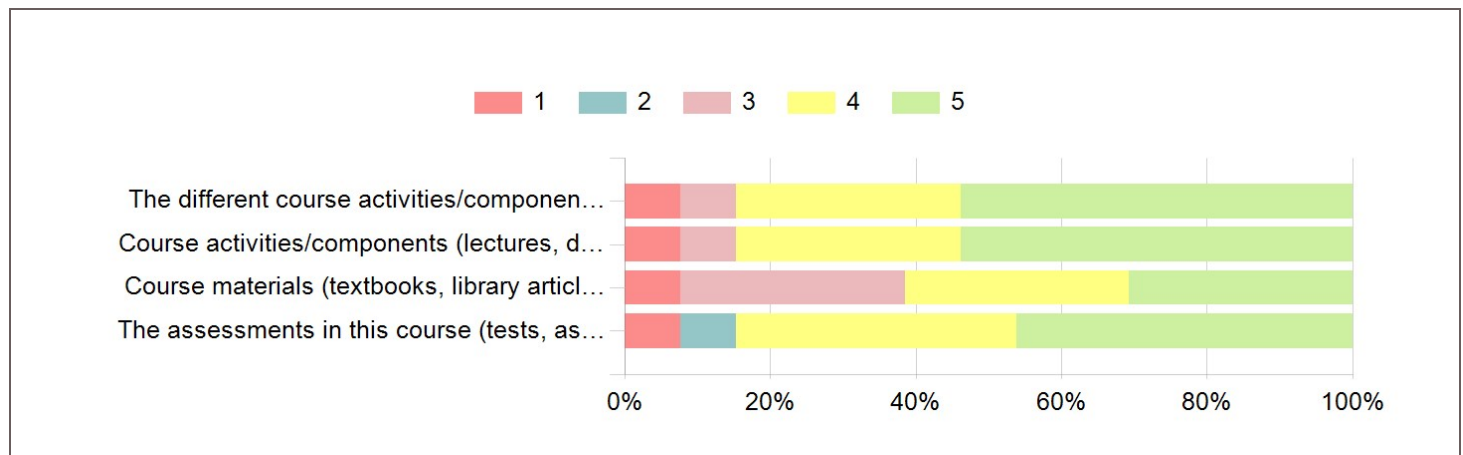


Part 2 – Students’ Experience with the Course

To what extent do you agree with the following statements about your experience in this course:

Question	Response Count	Mean	Standard Deviation
The different course activities/components (lectures, discussions, assignments, etc.) were connected.	13	4.23	1.17
Course activities/components (lectures, discussions, assignments, etc.) helped me learn.	13	4.23	1.17
Course materials (textbooks, library articles, and website links) improved my understanding of the course content.	13	3.77	1.17
The assessments in this course (tests, assignments, essays, etc.) allowed me to demonstrate my understanding of the course content.	13	4.08	1.26

Response Distribution



Section 4 – Comments

This section displays responses to all comment questions.

Instructor Selected Comment Questions

None selected.

Do you have any further comments?

Comments
Great teacher, patient and knowledgeable about the subject. Open to questions and did a great job teaching the course. One of the best teachers I had in SIAT
I think from the previous IAT339 sessions, especially during the Lab Tutorials, we had a really low engagement of student. I Think what can be improved on is maybe give a small portion of the grade for progress such as i.e a small submissions on lab to actually helped the students make some progress too.
Because especially during our P3, many of the students don't have anything before the last week of submission. And therefore no one came to the lab too because they had nothing.
Maybe in the future, too actually helped the students and prevent them from rushing their project, milestone could be graded too.
But thank you Andrew for helping us during this course! I enjoyed it so far.
Great prof 10/10 would take again with him.
I appreciate that the project requirement in this course give us lots of flexibility to be creative: We got to choose and build styleguide and websites for the things that we like from scratch to finish, using every resources available in the Internet to turn the abstract ideas in our head into reality, which is very satisfying in the end. Furthermore, I like how the coding quiz was interactive and fun (it was the most fun quiz ever), and I also appreciate that we could write the actual code on our laptop and immediately see the result (i.e. no paper coding!!!). Also, the quiz tests our understanding rather than forces memorization, as it allows us to use every resources available to reproduce a given website design as long as we can fulfill the requirements, which requires understanding how the code works.
I'm also grateful that Andrew is really approachable, accommodating and accessible, as much as he makes the course materials accessible to students in every way possible (through his website, on Canvas, announcements through email and Discord). I appreciate how he makes the course organized, helping me understand what I should expect to do each week, and what topics or materials coming up in the next lectures in the course. We need more Andrew Hawryshkewich in SIAT.
I really enjoyed this course and Andrew is really one of the best profs at SFU, super organized and helpful. However, I have some suggestions as well. Sometimes the syncing of his website and canvas was off. I think his slides were placed in wrong weeks through the end of the semester so keeping an eye on that would definitely help. Another thing is at the last lecture we learned pre-processing which was part of the grading criteria for the final project. We were told that "It is too late to using pre-processing at this time". I thought this was a little unfair. If it's part of the grading rubric and a useful tool to use at the beginning of the assignment we could have learned that sooner (wasn't as confusing as gitCraken). Other than that I thought the expectations from the students are a little high (grading). I can understand the logic behind it (preparing for real clients and etc.). But I still believe that it is harsh and increases the stress levels of students. Finally, I think having even a little of written feedback when the grades are realized would really help. Some students might be shy or there could be issues that prevent them from attending office hours. So having even a little bit of feedback regarding the given grade would help. Also, it can encourage students to reach to Andrew with more questions about the feedback. I believe going to office hours for feedback (especially after the grades are released) might put students on spot. People who got bad grades might feel embarrassed and that could be another reason why they would not want to go so they don't receive any feedback at all about their grades. Other than these it was a really nice course. Hybrid approach (online and in-person) was super helpful. Lecture recordings definitely improve the course quality. I often went back to check tutorials to clarify things I didn't understand. Discord was super helpful and created an engaging environment (using more emojis is suggested though :D) and "nice bowties" ;)
Best prof in IAT
Andrews an excellent teacher with lots of knowledge and a diverse skill set.