

Individual Report - Fall 2015 (1157) for IAT 339 (D200) - Web Design and Development (Andrew Hawryshkewich)

Student Evaluation of Teaching and Courses (SETC)

Report Comments

This report contains the results of responses from students in the above course to the Institution-wide, Faculty and Instructor-selected questions.

Table of Contents

Section 1: Instructor Information

Section 2: Student Demographics

Section 3: Institution-Wide Questions

- Part 1. Summary
- Part 2. Detailed Results

Section 4: Faculty Questions - Detailed Results

Section 5: Department Questions (where applicable)

Section 6: Instructor Selected Questions - Detailed Results

Section 7: Supplemental Questions

Creation Date Thu, Jan 14, 2016

INSTRUCTOR REPORT

Response Rate

Student Evaluation of Teaching and Courses (SETC)	
Raters	Students
Responded	15
Invited	39
Response Ratio	38.5%

Section 1: Instructor Information

Did the instructor design the course?

Options	Count
Yes	0
No	0
In Part (e.g. designed components or selected course materials)	1

Section 2: Student Demographics

Details regarding the demographic results:

- Only the items with corresponding results are displayed
- "Empty" is displayed where student information was not specified

Gender

Gender	Count	Percentage
F	8	53.3%
M	7	46.7%

Age

Age	Count	Percentage
18~20	0	0.0%
21~25	12	80.0%
26~65	1	6.7%

International/Domestic

International/Domestic	Count	Percentage
Domestic	11	73.3%
International	4	26.7%

Program of Study

Program of Study	Count	Percentage
APSC	1	6.7%
CAT	14	93.3%

Year Level

Year Level	Count	Percentage
3	2	13.3%
4	11	73.3%
5	2	13.3%

GPA Range

A- to A+ (3.67 to 4.33) D or C- (1.00 to 1.99)
B- to B+ (2.67 to 3.66) F, N, or FD (0.00 to 0.99)
C or C+ (2.00 to 2.66)

GPA Range	Count	Percentage
A- to A+	3	20.0%
B- to B+	7	46.7%
C or C+	5	33.3%

Section 3: Institution-Wide Questions

Part 1. Summary

Scale used: 1=Strongly Disagree, 2=Disagree, 3=Undecided, 4=Agree, 5=Strongly Agree

Experience with this course instructor

Question	Instructor	
	Mean	Standard Deviation
The course instructor explained course concepts clearly.	4.43	0.85
The course instructor identified difficult areas when explaining course concepts.	4.36	0.93
The course instructor created a respectful learning environment.	4.75	0.45
The course instructor was approachable when students asked for guidance.	4.64	0.50
The course instructor explained grading criteria clearly.	4.00	1.04
Overall	4.44	0.82

Experience in this course

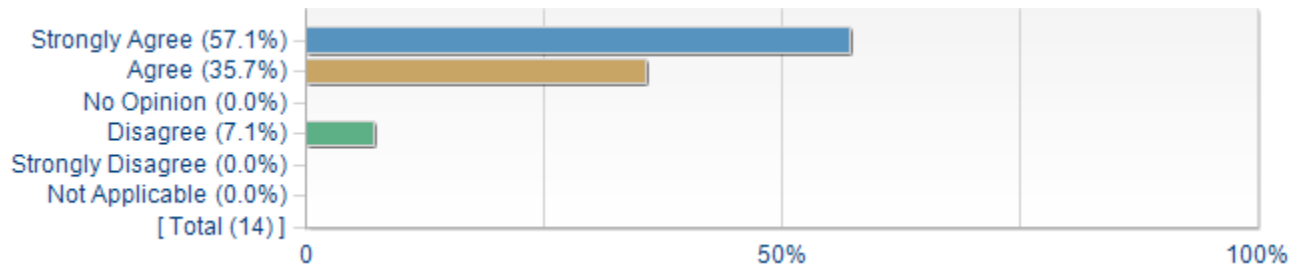
Question	Instructor	
	Mean	Standard Deviation
The assessments in this course (tests, assignments, essays, etc.) allowed me to demonstrate my understanding of the course content.	4.33	0.82
Course materials (textbook, readings, handouts, assignments, etc.) improved my understanding of the course content.	4.27	0.88
Course activities (lectures, discussions, group work, labs, etc.) were engaging.	4.40	0.74
The different course parts/activities (lectures, labs, tutorials, online forums, discussions, etc.) were connected.	4.53	0.52
Overall	4.38	0.74

Part 2. Detailed Results

Note: "NRP" in the following tables indicates that there is no score value for a response of **Not Applicable**

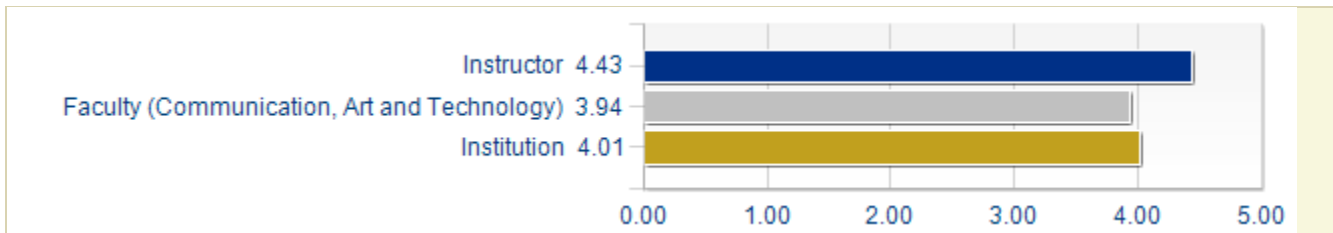
The course instructor explained course concepts clearly.

Distribution of Responses



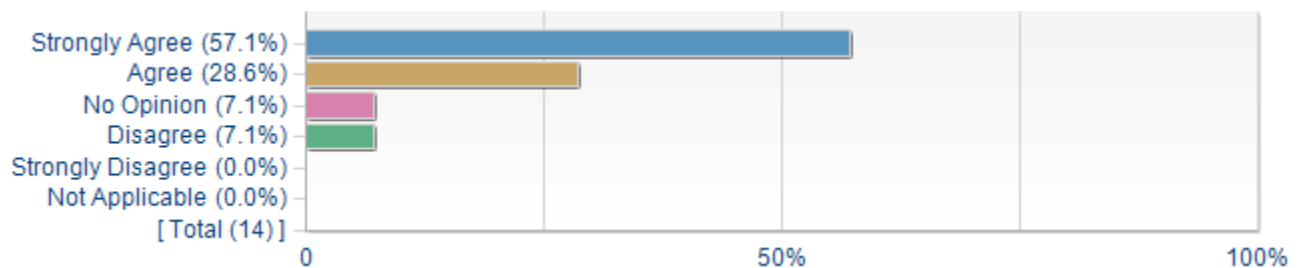
Options	Score	Count	Percentage
Strongly Agree	5	8	57.1%
Agree	4	5	35.7%
No Opinion	3	0	0.0%
Disagree	2	1	7.1%
Strongly Disagree	1	0	0.0%
Not Applicable	NRP	0	0.0%

Comparison of Mean Scores



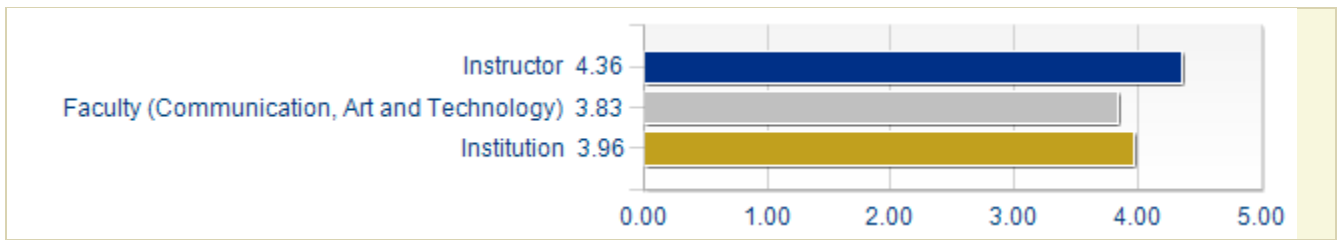
The course instructor identified difficult areas when explaining course concepts.

Distribution of Responses



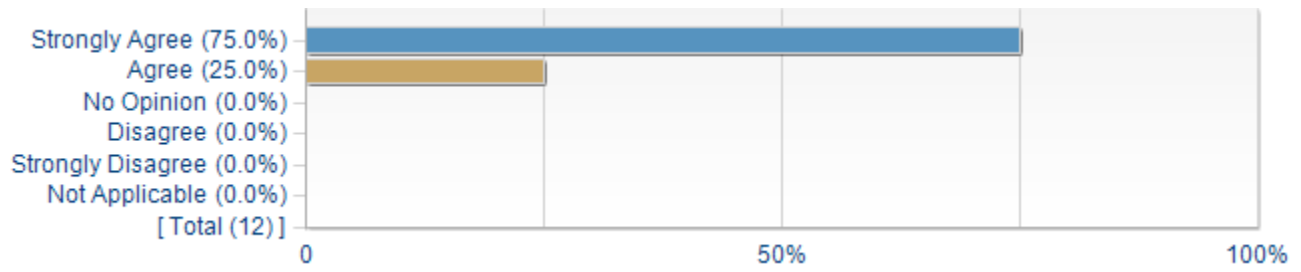
Options	Score	Count	Percentage
Strongly Agree	5	8	57.1%
Agree	4	4	28.6%
No Opinion	3	1	7.1%
Disagree	2	1	7.1%
Strongly Disagree	1	0	0.0%
Not Applicable	NRP	0	0.0%

Comparison of Mean Scores



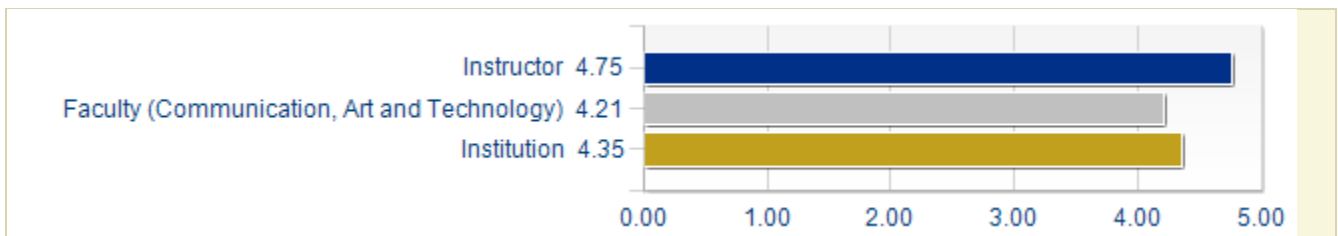
The course instructor created a respectful learning environment.

Distribution of Responses



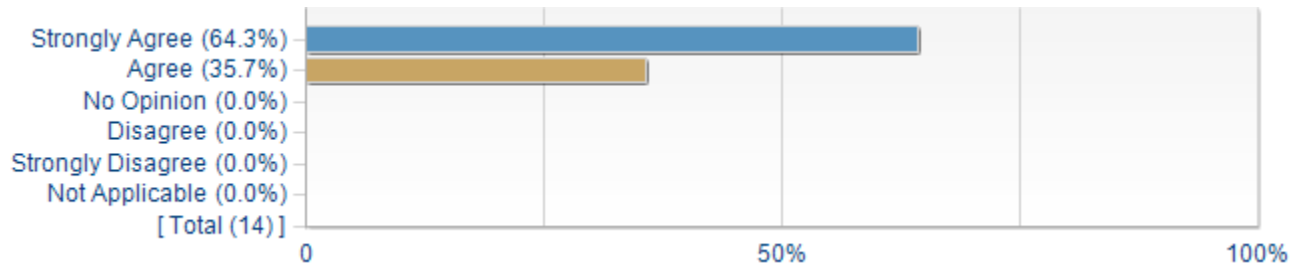
Options	Score	Count	Percentage
Strongly Agree	5	9	75.0%
Agree	4	3	25.0%
No Opinion	3	0	0.0%
Disagree	2	0	0.0%
Strongly Disagree	1	0	0.0%
Not Applicable	NRP	0	0.0%

Comparison of Mean Scores



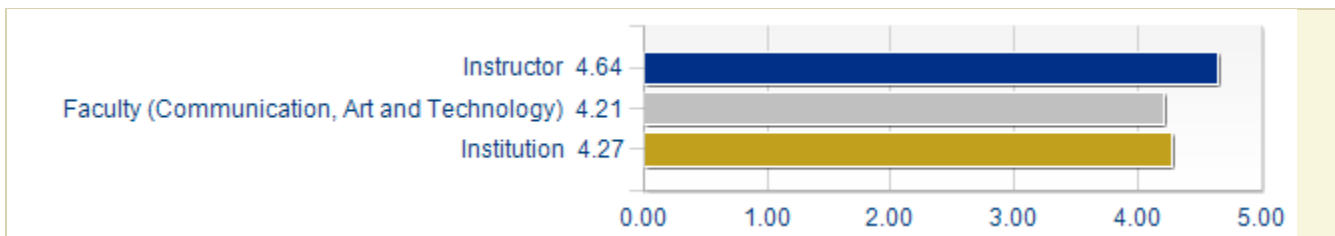
The course instructor was approachable when students asked for guidance.

Distribution of Responses



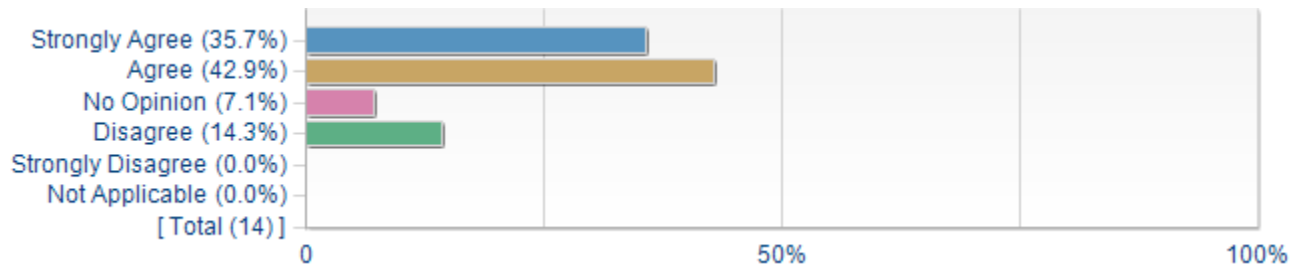
Options	Score	Count	Percentage
Strongly Agree	5	9	64.3%
Agree	4	5	35.7%
No Opinion	3	0	0.0%
Disagree	2	0	0.0%
Strongly Disagree	1	0	0.0%
Not Applicable	NRP	0	0.0%

Comparison of Mean Scores



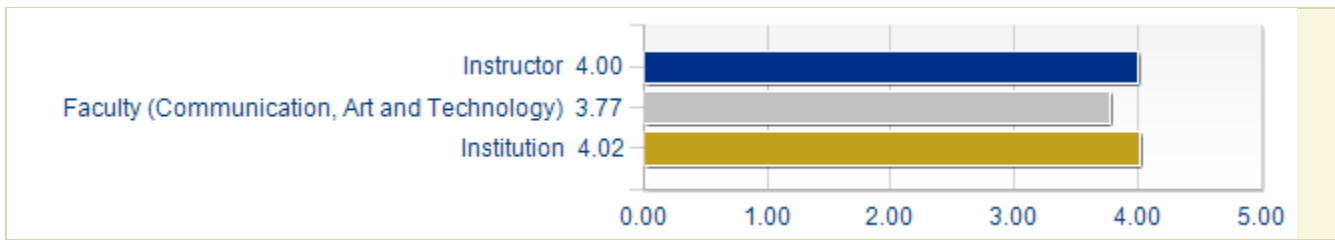
The course instructor explained grading criteria clearly.

Distribution of Responses



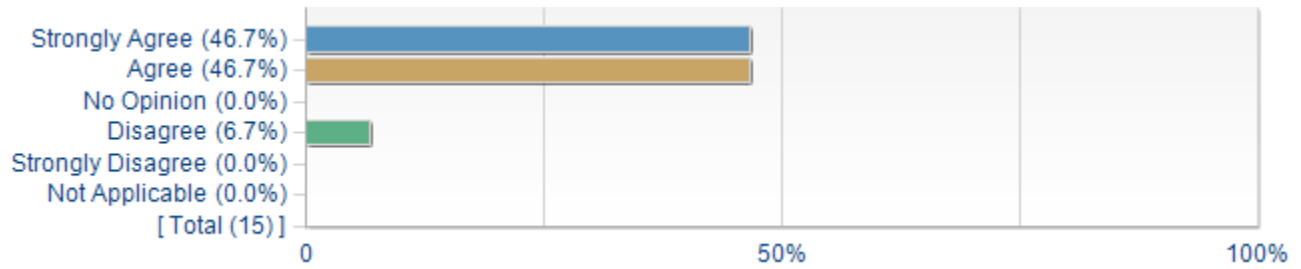
Options	Score	Count	Percentage
Strongly Agree	5	5	35.7%
Agree	4	6	42.9%
No Opinion	3	1	7.1%
Disagree	2	2	14.3%
Strongly Disagree	1	0	0.0%
Not Applicable	NRP	0	0.0%

Comparison of Mean Scores



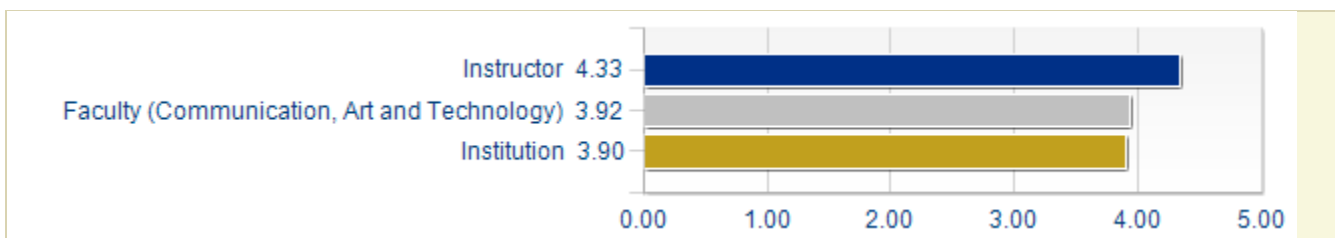
The assessments in this course (tests, assignments, essays, etc.) allowed me to demonstrate my understanding of the course content.

Distribution of Responses



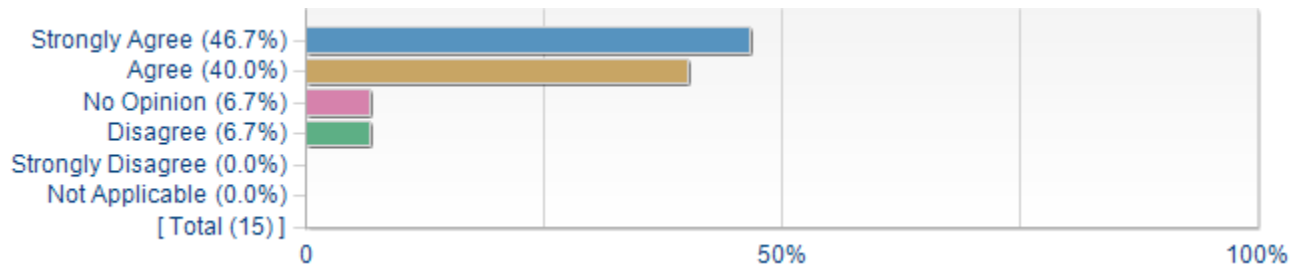
Options	Score	Count	Percentage
Strongly Agree	5	7	46.7%
Agree	4	7	46.7%
No Opinion	3	0	0.0%
Disagree	2	1	6.7%
Strongly Disagree	1	0	0.0%
Not Applicable	NRP	0	0.0%

Comparison of Mean Scores



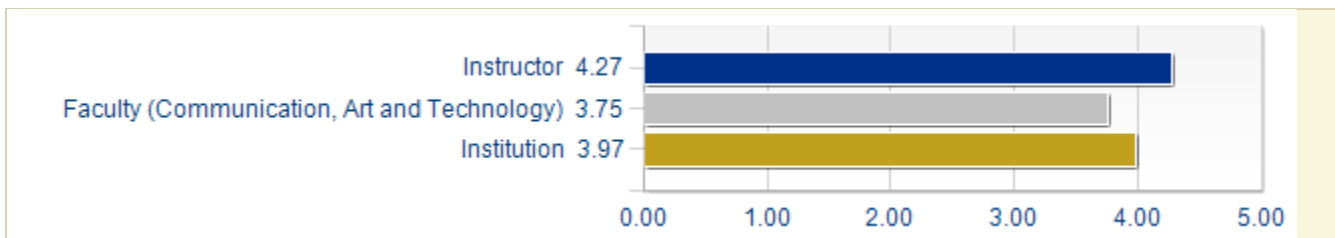
Course materials (textbook,reading, handouts, assignments, etc.) improved my understanding of the course content.

Distribution of Responses



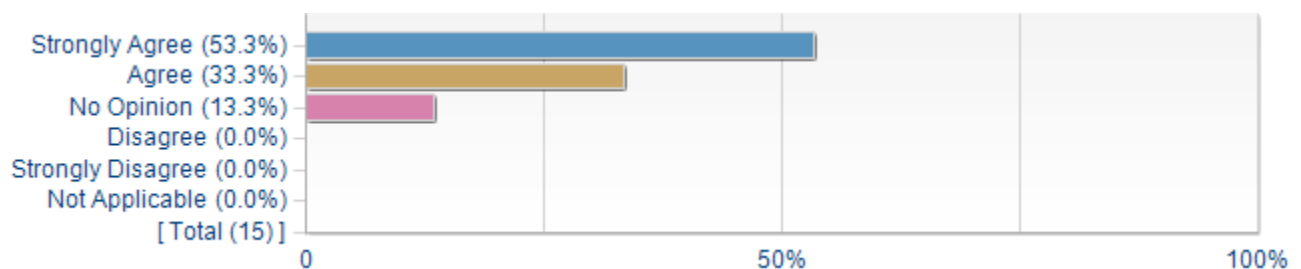
Options	Score	Count	Percentage
Strongly Agree	5	7	46.7%
Agree	4	6	40.0%
No Opinion	3	1	6.7%
Disagree	2	1	6.7%
Strongly Disagree	1	0	0.0%
Not Applicable	NRP	0	0.0%

Comparison of Mean Scores



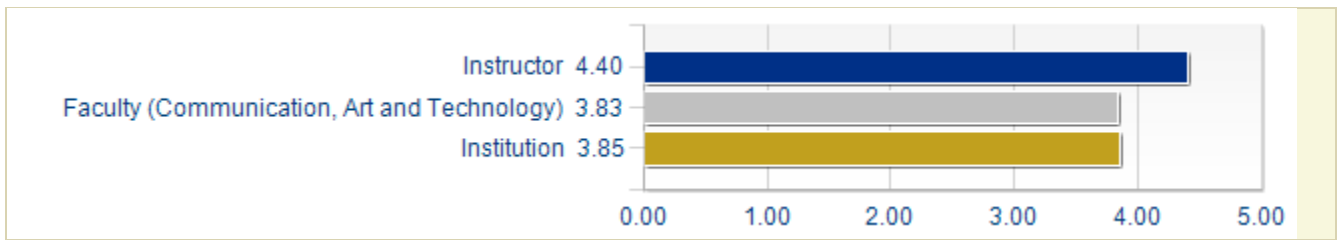
Course activities (lectures, discussions, group work, labs, etc.) were engaging.

Distribution of Responses



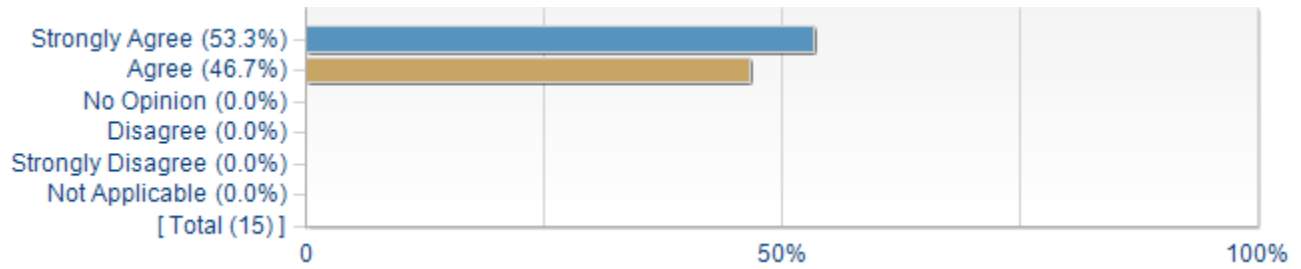
Options	Score	Count	Percentage
Strongly Agree	5	8	53.3%
Agree	4	5	33.3%
No Opinion	3	2	13.3%
Disagree	2	0	0.0%
Strongly Disagree	1	0	0.0%
Not Applicable	NRP	0	0.0%

Comparison of Mean Scores



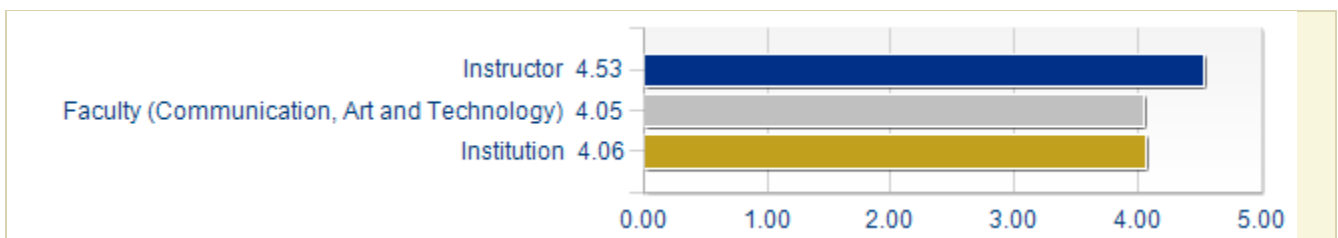
The different course parts/activities (lectures, labs, tutorials, online forums, discussions, etc.) were connected.

Distribution of Responses



Options	Score	Count	Percentage
Strongly Agree	5	8	53.3%
Agree	4	7	46.7%
No Opinion	3	0	0.0%
Disagree	2	0	0.0%
Strongly Disagree	1	0	0.0%
Not Applicable	NRP	0	0.0%

Comparison of Mean Scores

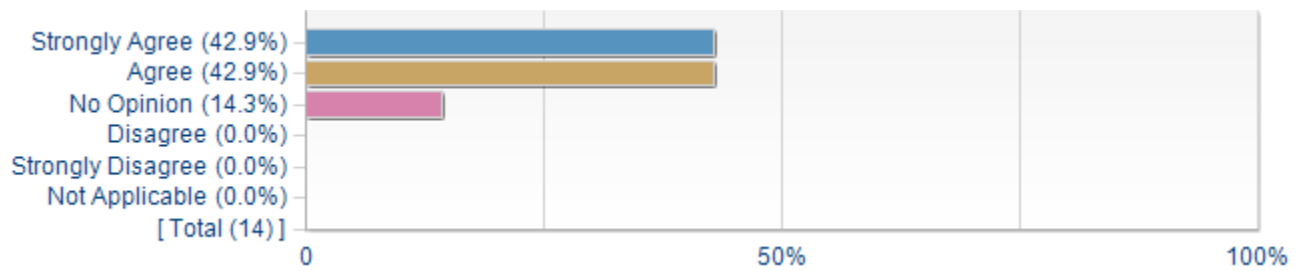


Section 5: Department Questions

Note that department-level questions will be displayed only if they were specified by your department, otherwise this section may be empty.

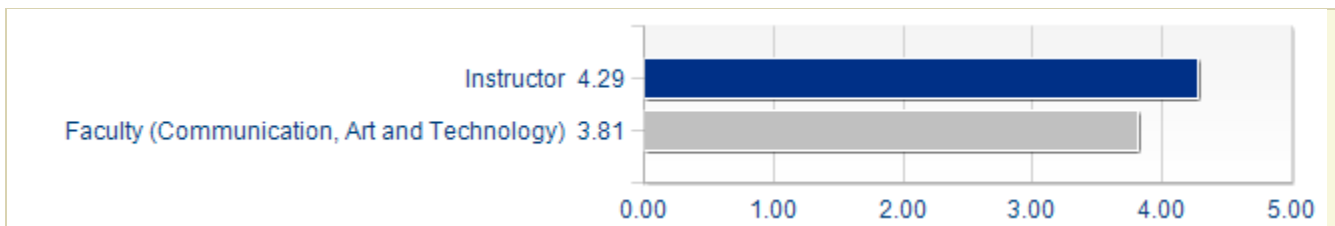
The course assignment, projects, tests and/or papers helped me to develop skills I can use in other courses.

Distribution of Responses



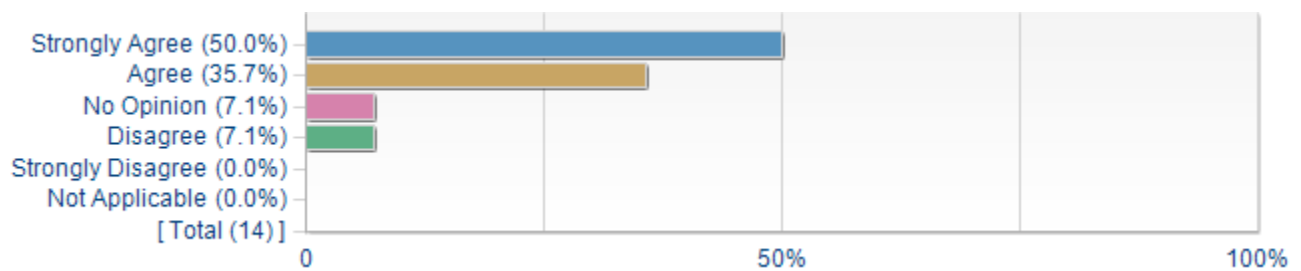
Options	Score	Count	Percentage
Strongly Agree	5	6	42.9%
Agree	4	6	42.9%
No Opinion	3	2	14.3%
Disagree	2	0	0.0%
Strongly Disagree	1	0	0.0%
Not Applicable	NRP	0	0.0%

Comparison of Mean Scores



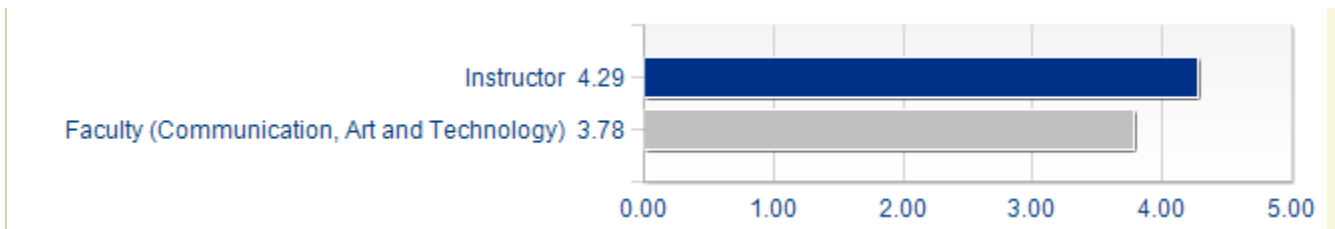
The course provided opportunity for me to enhance my problem-solving skills.

Distribution of Responses



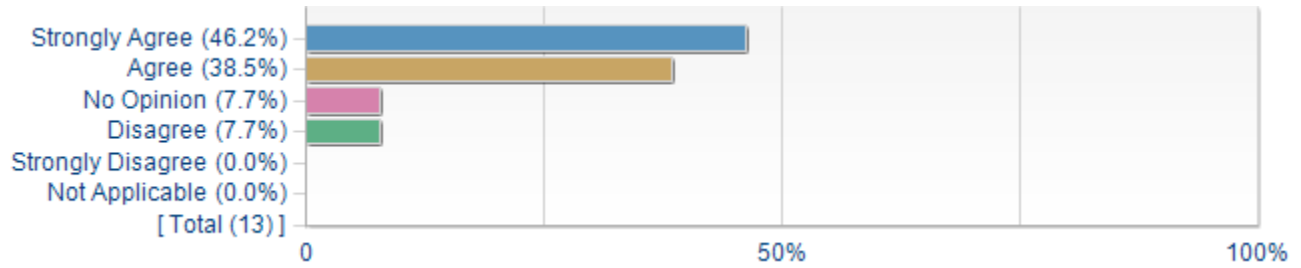
Options	Score	Count	Percentage
Strongly Agree	5	7	50.0%
Agree	4	5	35.7%
No Opinion	3	1	7.1%
Disagree	2	1	7.1%
Strongly Disagree	1	0	0.0%
Not Applicable	NRP	0	0.0%

Comparison of Mean Scores



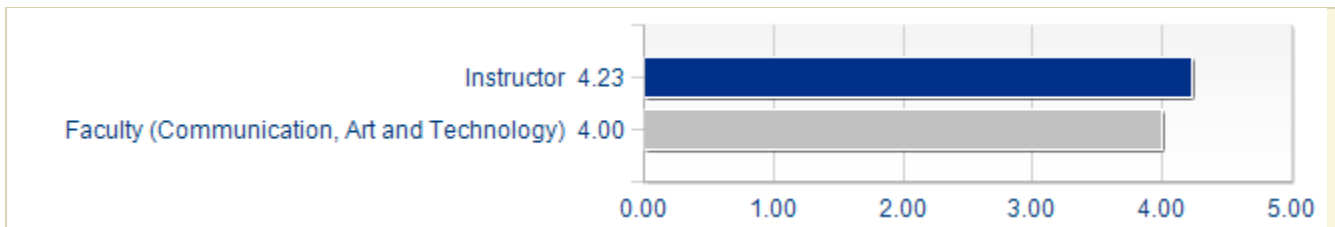
The course assignments, projects, tests, and/or papers highlighted important concepts of the course.

Distribution of Responses



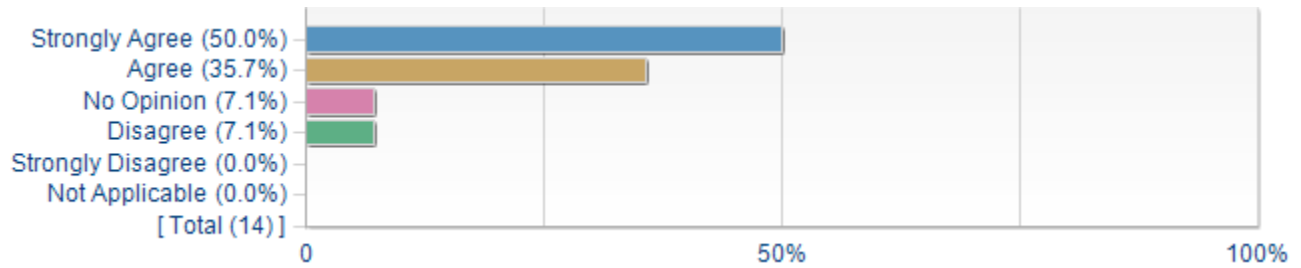
Options	Score	Count	Percentage
Strongly Agree	5	6	46.2%
Agree	4	5	38.5%
No Opinion	3	1	7.7%
Disagree	2	1	7.7%
Strongly Disagree	1	0	0.0%
Not Applicable	NRP	0	0.0%

Comparison of Mean Scores



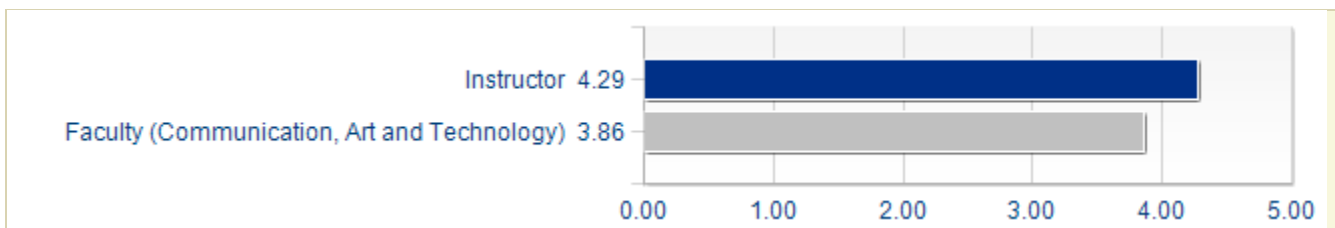
The course expanded my understanding on important issues in the subject matter.

Distribution of Responses



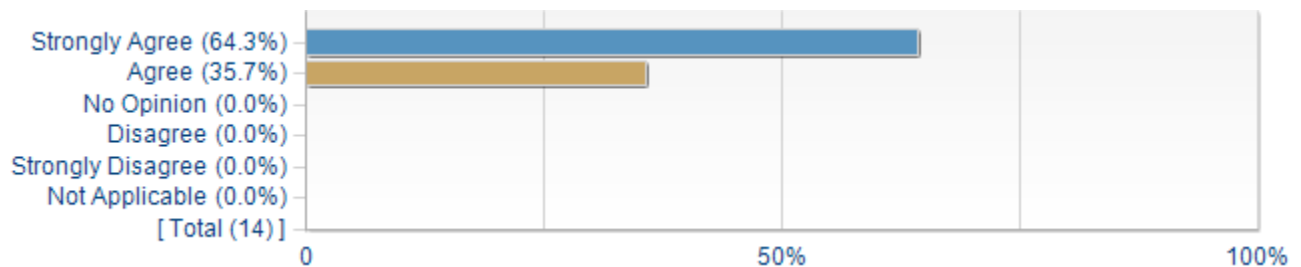
Options	Score	Count	Percentage
Strongly Agree	5	7	50.0%
Agree	4	5	35.7%
No Opinion	3	1	7.1%
Disagree	2	1	7.1%
Strongly Disagree	1	0	0.0%
Not Applicable	NRP	0	0.0%

Comparison of Mean Scores



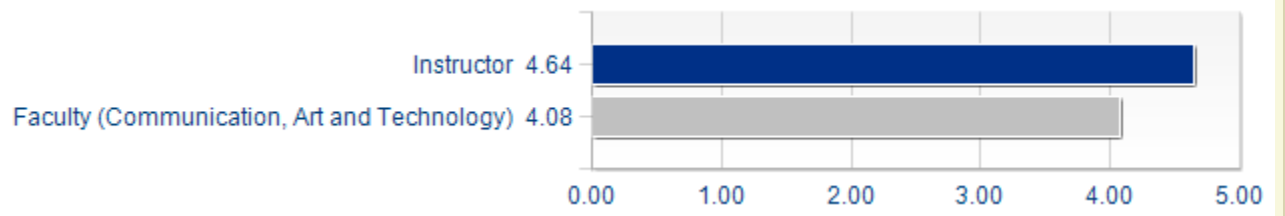
The instructor related course concepts to professional practices in the field.

Distribution of Responses



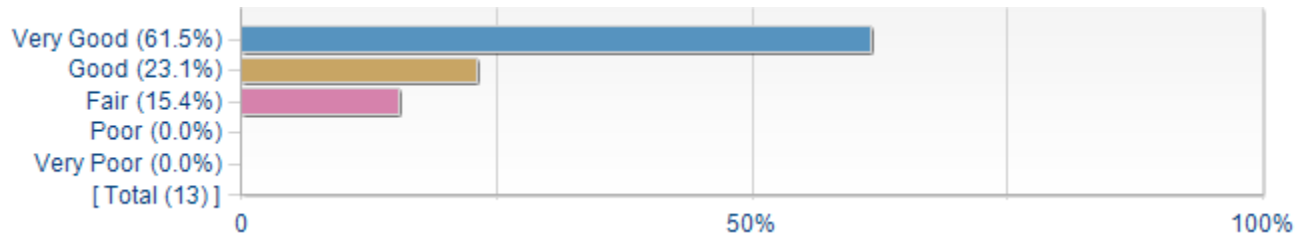
Options	Score	Count	Percentage
Strongly Agree	5	9	64.3%
Agree	4	5	35.7%
No Opinion	3	0	0.0%
Disagree	2	0	0.0%
Strongly Disagree	1	0	0.0%
Not Applicable	NRP	0	0.0%

Comparison of Mean Scores



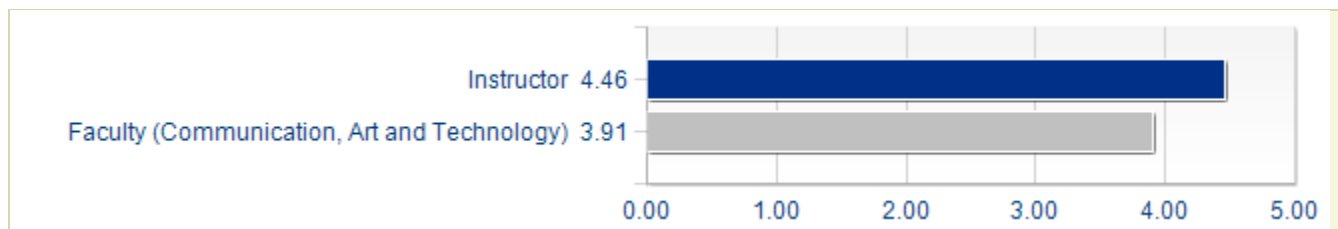
Overall, the quality of instruction provided by the instructor in the course was:

Distribution of Responses



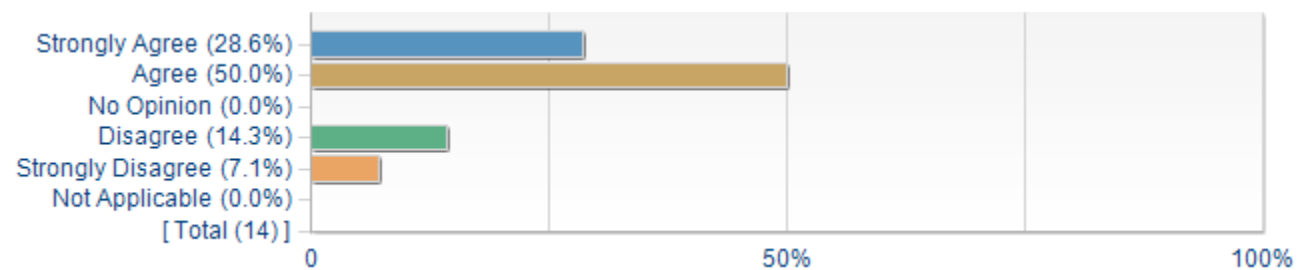
Options	Score	Count	Percentage
Very Good	5	8	61.5%
Good	4	3	23.1%
Fair	3	2	15.4%
Poor	2	0	0.0%
Very Poor	1	0	0.0%

Comparison of Mean Scores



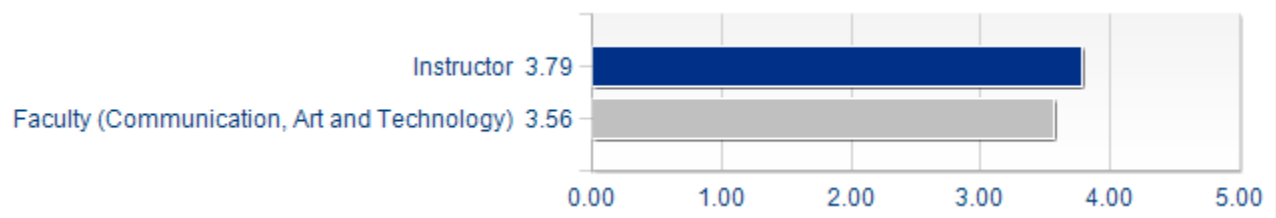
The feedback I received in this course on assignments, projects, tests, and/or papers provided guidance on how to improve my performance in the course.

Distribution of Responses



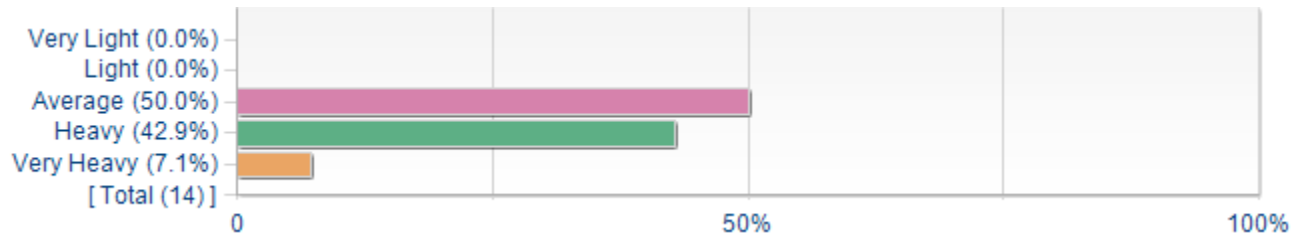
Options	Score	Count	Percentage
Strongly Agree	5	4	28.6%
Agree	4	7	50.0%
No Opinion	3	0	0.0%
Disagree	2	2	14.3%
Strongly Disagree	1	1	7.1%
Not Applicable	NRP	0	0.0%

Comparison of Mean Scores



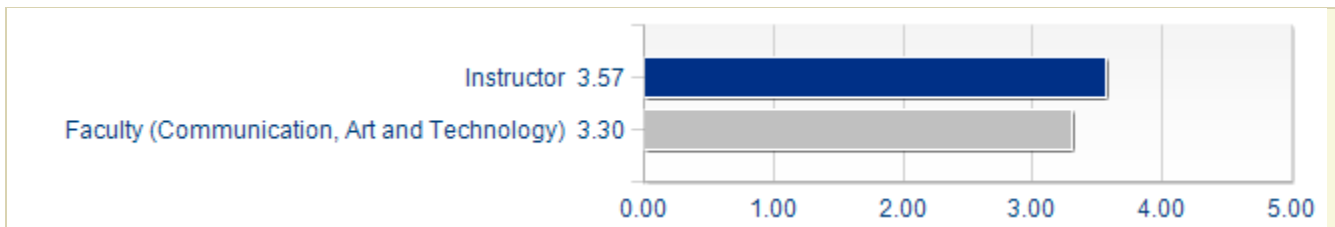
Compared to other courses, the workload for this course was:

Distribution of Responses



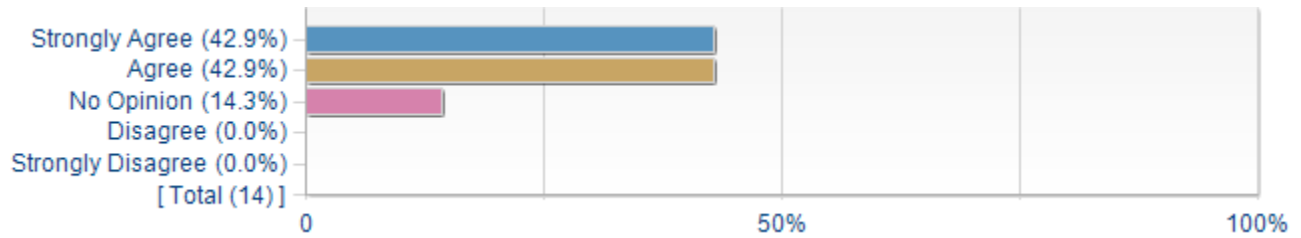
Options	Score	Count	Percentage
Very Light	1	0	0.0%
Light	2	0	0.0%
Average	3	7	50.0%
Heavy	4	6	42.9%
Very Heavy	5	1	7.1%

Comparison of Mean Scores



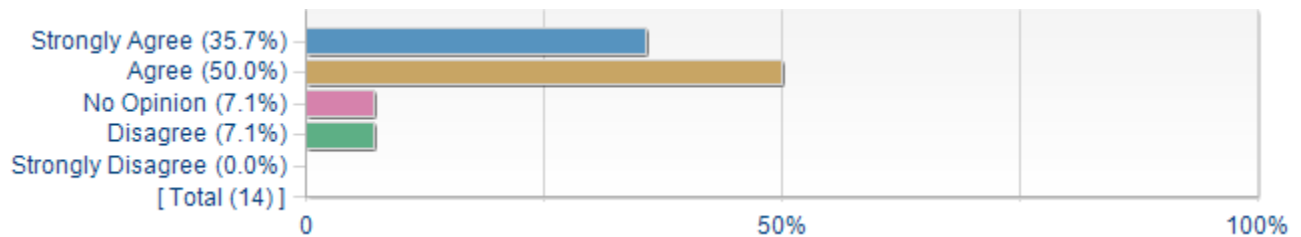
Section 6: Instructor-Selected Questions

The course instructor highlighted the connections between theory, practice, and research in the course.



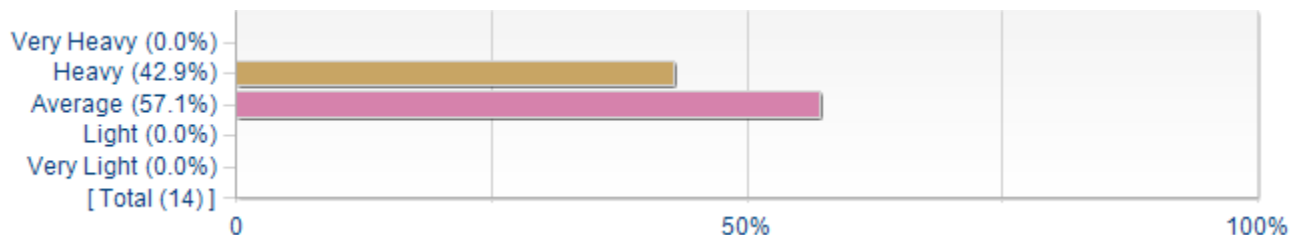
Options	Score	Count	Percentage
Strongly Agree	5	6	42.9%
Agree	4	6	42.9%
No Opinion	3	2	14.3%
Disagree	2	0	0.0%
Strongly Disagree	1	0	0.0%

The course material inspired me to learn more about the subject matter.



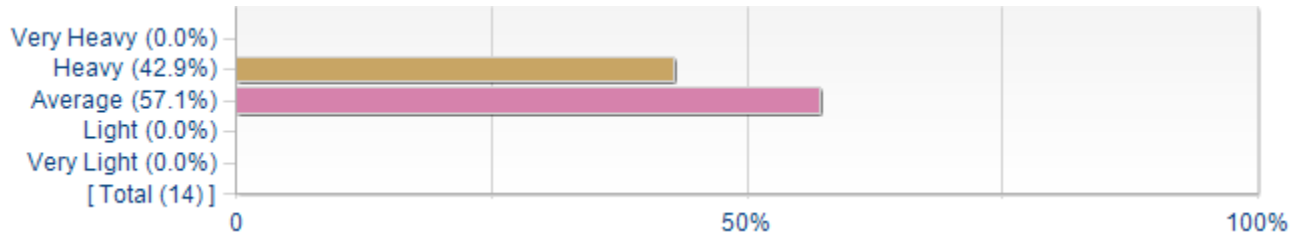
Options	Score	Count	Percentage
Strongly Agree	5	5	35.7%
Agree	4	7	50.0%
No Opinion	3	1	7.1%
Disagree	2	1	7.1%
Strongly Disagree	1	0	0.0%

Compared to other courses, the workload for this course was...



Options	Score	Count	Percentage
Very Heavy	1	0	0.0%
Heavy	2	6	42.9%
Average	3	8	57.1%
Light	4	0	0.0%

In terms of an expected grade in the course, I expect to get:



Options	Score	Count	Percentage
Very Heavy	1	0	0.0%
Heavy	2	6	42.9%
Average	3	8	57.1%
Light	4	0	0.0%
Very Light	5	0	0.0%

Please comment on the instructor's availability to support your learning in the course.

Comment

I never attended his office hours, but he seemed very available, and answered my emails promptly.

Andrew's office hours are well scheduled and he is willing to help and sort out the problems I encountered.

Very good and timely. Announcements were very visible and able to be seen by everyone on time. He was very approachable and fun to work with to encourage me to work. I'm thankful for it.

He was always available during office hours, as he'd make sure to remind us every week during lecture. As well, he was available outside of his designated office hours for technical support and critique. He made time to meet me every time I asked for an appointment.

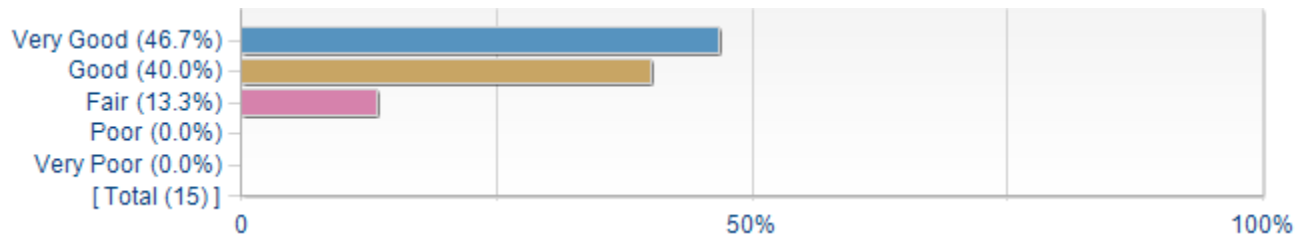
Give this man a million gold stars. Covers everything you need to know about front-end web development and beyond, gives great feedback on your projects no matter what stage they're at.

Very good

Section 7: Supplemental Questions

Overall, the quality of my learning experience in this course was...

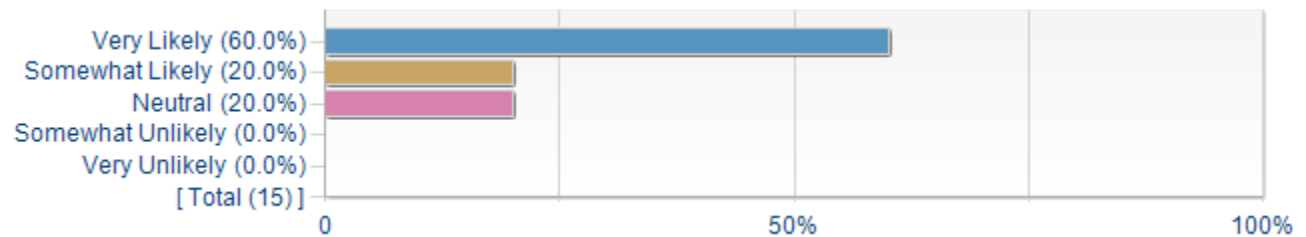
Distribution of Responses



Options	Score	Count	Percentage
Very Good	5	7	46.7%
Good	4	6	40.0%
Fair	3	2	13.3%
Poor	2	0	0.0%
Very Poor	1	0	0.0%

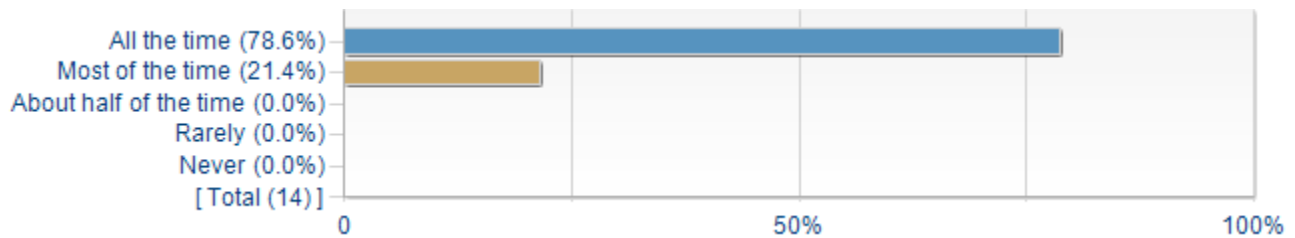
How likely are you to recommend this course to other students?

Distribution of Responses



Options	Score	Count	Percentage
Very Likely	5	9	60.0%
Somewhat Likely	4	3	20.0%
Neutral	3	3	20.0%
Somewhat Unlikely	2	0	0.0%
Very Unlikely	1	0	0.0%

I attended class...



Options	Score	Count	Percentage
All the time	5	11	78.6%
Most of the time	4	3	21.4%
About half of the time	3	0	0.0%
Rarely	2	0	0.0%
Never	1	0	0.0%

Is there anything you would like to say about the instructor that the questions above did not allow you to express?

Comment

Just wanna say you are awesome! Your knowledge in web is impressive!
The courses covers most important topics! Wish there is part II for 339

Please keep teaching this course and anything related to web and html. Not many early courses had this which is necessary in this major concerning technology and design.

Lectures were always pretty fun, especially when you analysed terrible examples of what not to do, and when we got into talking about the web and all its dangers. I really appreciate the humor and the connection with real-life examples and applications.

The only shortcoming I found with Andrew is that I felt he moved really quickly through the material, maybe it was just me but I found it difficult to keep and and know/understand what was going on I felt kind of lost quite a bit of the time

Keep rockin' it

Thank you for bringing git and SASS into the limelight, we no longer have to work like cavemen on SCM and raw CSS marking seems a bit strict, would like to see more clarification/reasoning behind marks awarded. even comparing to the rubric, the marking seemed like it was expecting professional web designer level work.

This was a really good course. I learned a lot and got to use what I learned in all my projects. Definitely will be using what I've learned for future projects. Also I'm sorry andrew, last week of classes sucked for me and I didn't get half the things done on my portfolio that I wanted, But will work on it over the break :D

Is there anything you would like to say about the course that the questions above did not allow you to express?

Comment

<3

For assessment on coding quality, I know that many this term are only still learning HTML and CSS, but I felt the grading criteria was not always specific enough. For example, I made sure my code has no errors when validated, but I still did not score well. It would have also been nice to go deeper into coding, but again, many did not have experience this term, so perhaps future terms?

As well, instructions for weekly checkups were not always clear. For example, one week, we were asked to present mockups of our portfolio website, and many people brought illustrator mockups instead of coded mockups because of the wording. Making the instructions more specific to the exact parameters would be helpful to clear vagueness.

Open more slots for cryin' out loud. The only people who managed to take it this semester are grizzled 4th and 5th year students, and for a 3rd year offering that's just sad. Front-end web design is a key skill to have and it bums me out that

not many people can take this every semester.

Valuable course that is taught very well.