

About the Instructor's Report

This report is for the instructor of the course only. It uniquely displays results from the [university question set](#) that factors in remote learning as well as the questions that you selected or created for your course.

For the Fall 2021 term, your Department Chair or Program Director will **not** receive a report from SETC program. This decision was made to support instructors amid the remote teaching and learning challenges they may currently be facing. You are welcome to share your report as you see fit.

The intention of this report is to provide an overall summary of student's experiences of teaching, learning, and course delivery to inform understanding and reflection on teaching practice. It is not a direct measure of teaching effectiveness for promotion or tenure. This report cannot be used to reasonably rank or highlight differences between individual instructors as it lacks contextual information (e.g. class size, student demographics, etc.).

For more information about SETC reports, please visit our [website](#).

Table of Contents

Section 1: Who responded?

Section 2: Teaching Narrative and Questions

Section 3: University Questions for Remote Learning

- Part 1: Students' Experience with the Instructor
- Part 2: Students' Experience with the Course

Section 4: Comments

Notes:

Statistics: This report only shows descriptive statistics (mean, standard deviation, frequency of scale options, and response count for each question) aggregated at a course level to protect student confidentiality.

Scales: The following scale is used for all questions in this report unless otherwise indicated:

1=Strongly Disagree, 2=Disagree, 3=Neutral, 4=Agree, 5=Strongly Agree

NRP: A value of "NRP" indicates that there was no response provided for a question.

Low Response: if less than 5 students responded to the *overall* course evaluation, your report will show limited information. This is to protect student confidentiality. On a question-by-question basis, you can still see full information even when less than 5 student responded to a particular question.

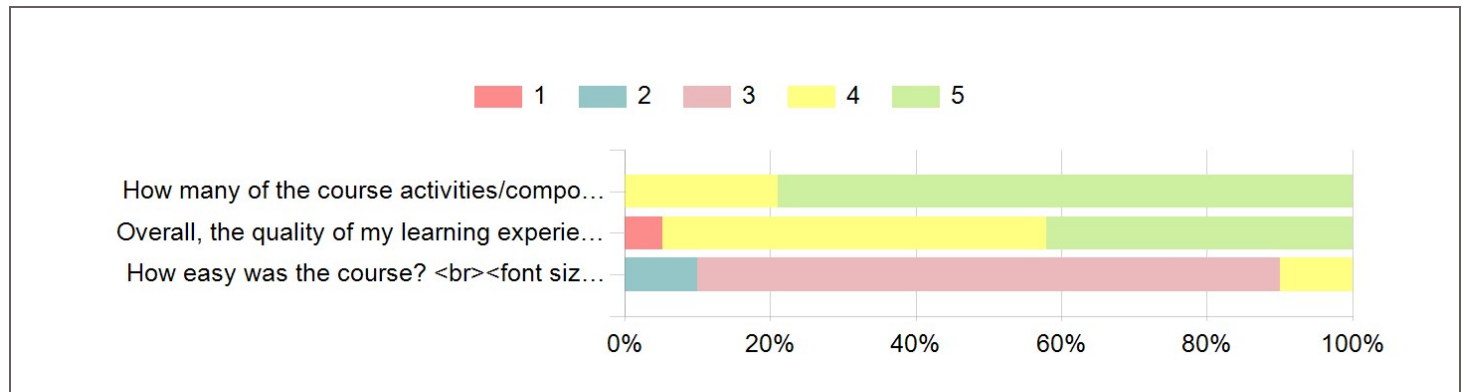
Section 1 – Who Responded?

This section gives some information about respondents. It is intended to help you understand the limits and generalizability of the statistics presented. Click [here](#) for more information about how response rate, perceived course difficulty, course engagement, and students' overall experience impact evaluation responses.

Raters	Students
Responded	21
Invited	93
Response Ratio	22.6%

Question	Response Count	Mean	Standard Deviation
How many of the course activities/components (i.e. watched lectures, contributed to discussions, assignments) did you complete? Scale used: 1=None, 2=Not very many of them, 3=About half of them, 4=Most of them, 5=All of them	19	4.79	0.42
Overall, the quality of my learning experience in this course was.... Scale used: 1=Very Poor, 2=Poor, 3=Fair, 4=Good, 5=Very Good	19	4.26	0.93
How easy was the course? Scale used: 1=Very Hard, 2=Hard, 3=Medium, 4=Easy, 5=Very Easy	20	3.00	0.46

Response Distribution



Section 2 – Teaching Narrative and Questions

This section displays your teaching narrative and the responses to the questions you selected/created. If you did not submit a narrative or questions, this section will be blank.

Did you design the course?

No response.

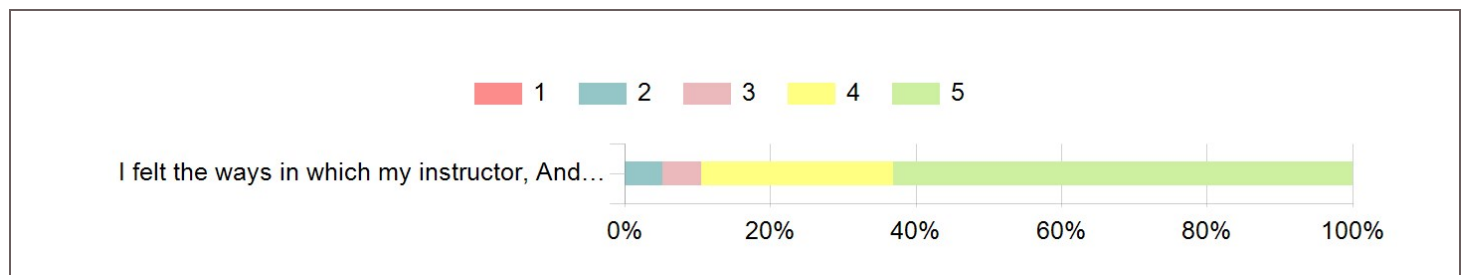
Teaching Narrative

No response.

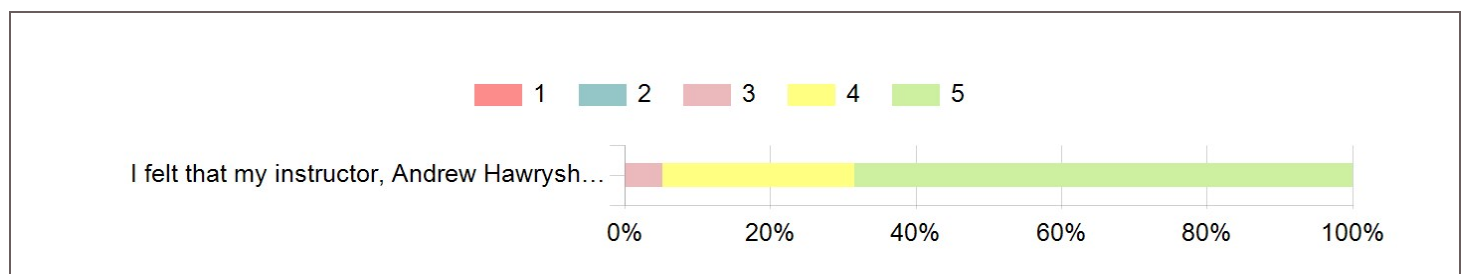
Instructor Questions

This section will be blank if you did not submit any questions or you only submitted comment questions. You can find the responses to your comment questions in Section 4.

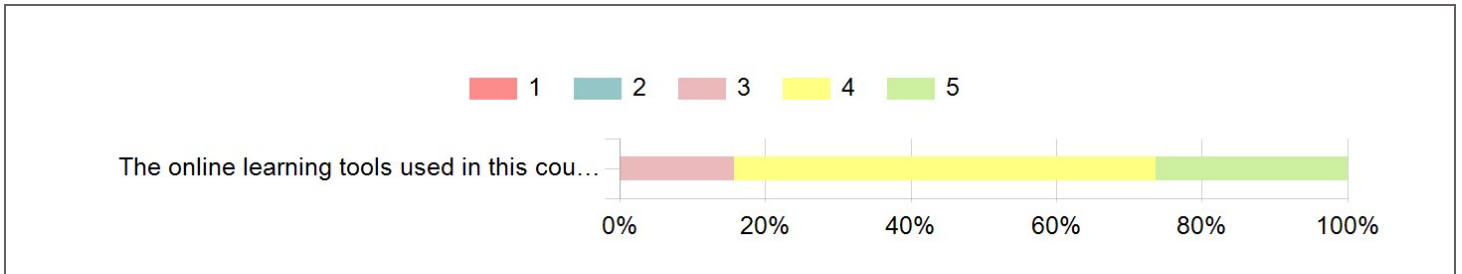
Question	Response Count	Mean	Standard Deviation
I felt the ways in which my instructor, Andrew Hawryshkewich, made themselves available to students was effective throughout the course.	19	4.47	0.84



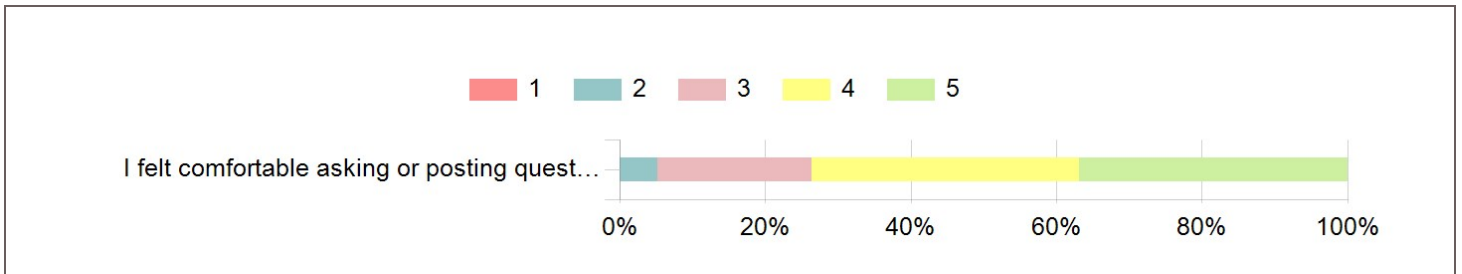
Question	Response Count	Mean	Standard Deviation
I felt that my instructor, Andrew Hawryshkewich, maintained a regular, engaged presence during online activities and discussions throughout the entire course.	19	4.63	0.60



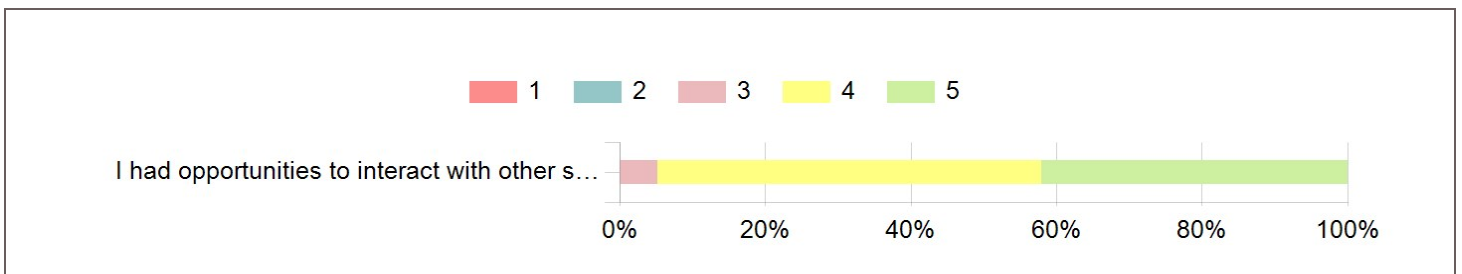
Question	Response Count	Mean	Standard Deviation
The online learning tools used in this course were easy to use.	19	4.11	0.66



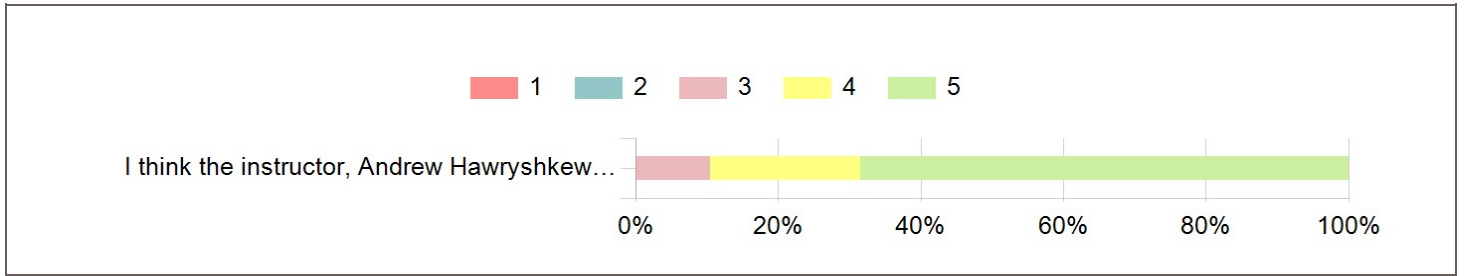
Question	Response Count	Mean	Standard Deviation
I felt comfortable asking or posting questions.	19	4.05	0.91



Question	Response Count	Mean	Standard Deviation
I had opportunities to interact with other students.	19	4.37	0.60



Question	Response Count	Mean	Standard Deviation
I think the instructor, Andrew Hawryshkewich, demonstrated respect for diversity (e.g. race, gender, religion, sexual orientation, etc.).	19	4.58	0.69



Section 3 – University Questions for Remote Learning

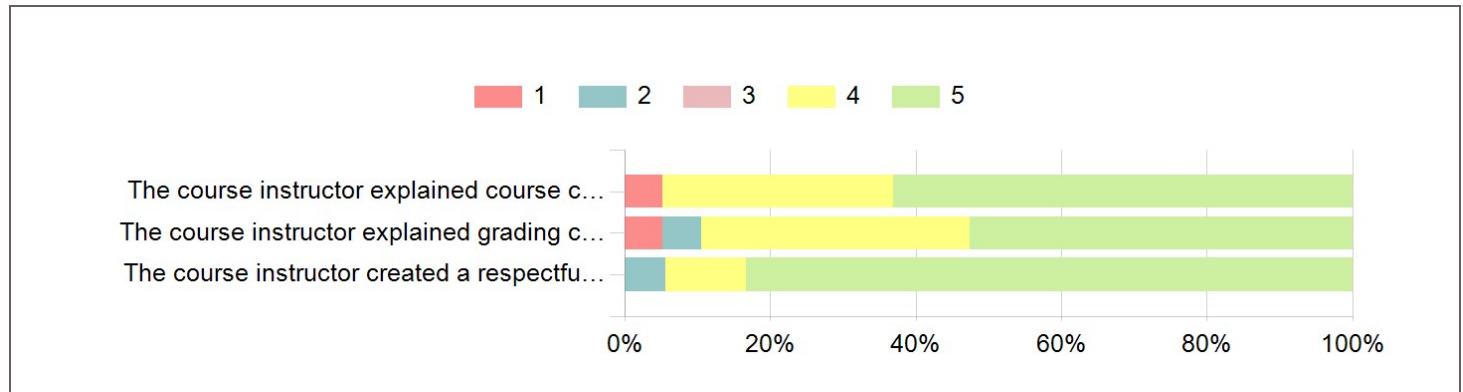
These questions appear on every SETC form and have been updated to refer to [remote instruction and learning](#). Responses to the university comment question can be found in Section 4.

Part 1 – Students’ Experience with the Course Instructor

To what extent do you agree with the following statements about your experience with this course instructor:

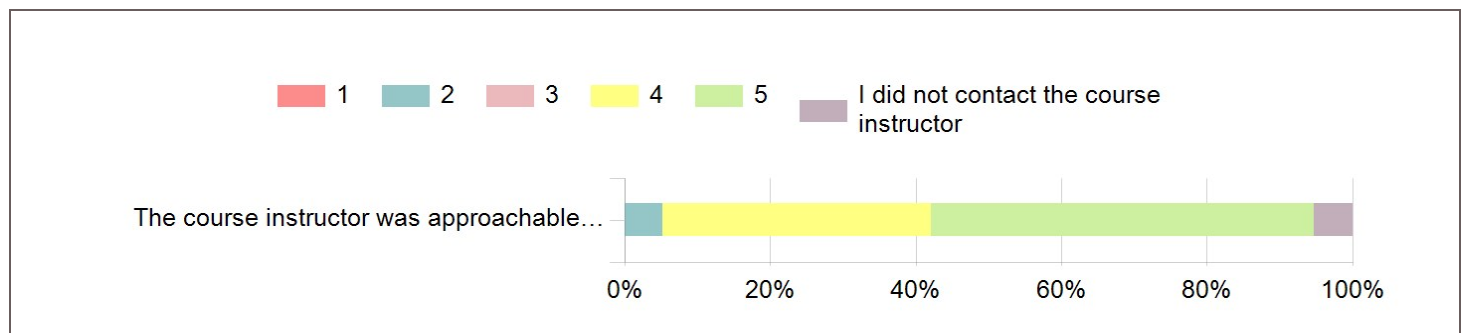
Question	Response Count	Mean	Standard Deviation
The course instructor explained course concepts clearly.	19	4.47	0.96
The course instructor explained grading criteria clearly.	19	4.26	1.10
The course instructor created a respectful learning environment.	18	4.72	0.75

Response Distribution



Question	Response Count	Mean	Standard Deviation
The course instructor was approachable when I needed help. Scale: 1=Strongly Disagree, 2=Disagree, 3=Neutral, 4=Agree, 5=Strongly Agree; I did not contact the course instructor	18	4.44	0.78

Response Distribution

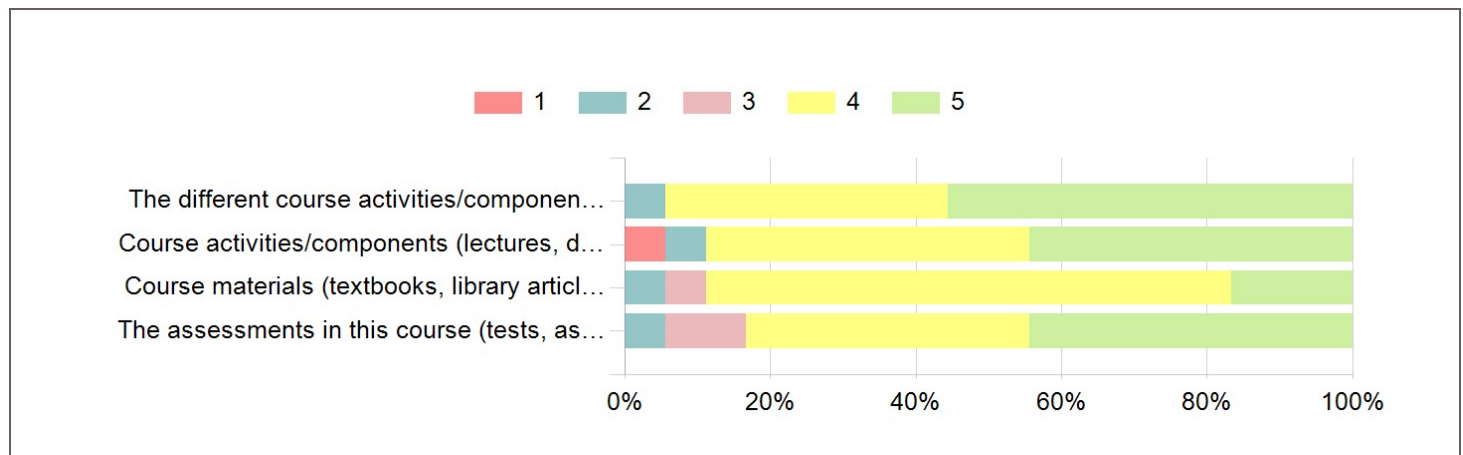


Part 2 – Students’ Experience with the Course

To what extent do you agree with the following statements about your experience in this course:

Question	Response Count	Mean	Standard Deviation
The different course activities/components (lectures, discussions, assignments, etc.) were connected.	18	4.44	0.78
Course activities/components (lectures, discussions, assignments, etc.) helped me learn.	18	4.17	1.10
Course materials (textbooks, library articles, and website links) improved my understanding of the course content.	18	4.00	0.69
The assessments in this course (tests, assignments, essays, etc.) allowed me to demonstrate my understanding of the course content.	18	4.22	0.88

Response Distribution



Section 4 – Comments

This section displays responses to all comment questions.

Instructor Selected Comment Questions

None selected.

Do you have any further comments?

Comments
n/a
This was my favourite course this semester!! I really loved the engaging lectures and assignments were relevant. I am super grateful for the opportunity to get a taste of HTML/CSS/Javascript towards the end of this term. Thank you for creating a learning environment that supported the learning rather than an environment solely based on marks. I learned a lot!
We did everything we can to suit for the acquire for the project, but we only get a poor grade, and can't get sufficient feedback and the reason of the grade
No further comments
He is a very nice teacher!
You're one of the most dedicated and organized professors I've ever had. You know how to make a learning environment comfortable and respectful for the students which is great.
I believe this course requires a bit more of an "area of focus". I felt as if the course didn't give us enough time to focus on the latter part of the course: the end product was to code a website. If anything, IAT235's sketching portion should be covered in IAT102. In return, enabling IAT235 to focus more on wire framing, and coding. I felt the coding part went by a bit too quick and didn't enable us to explore how to code more proficiently. When we walked around in class looking at each other's final project designs, it seemed as if no one knew how to code properly. Everyone's websites were premature at best. This was concerning as it showed that not only was I not proficient enough, but no one was.
Aside from the very tasteful bowties and cork glasses, Andrew was very helpful and responds to emails really quickly!
Overall, great course! Quite enjoyed the skills that we learned, they seem to be quite applicable to real world situations which is nice. The HTML and CSS portion of the class was explained well, coding in general can be an intimidating subject but it was covered nicely. I guess the lack of questions comes from being used to online where it wasn't incentivized to ask questions? Just a thought. I'm also just not used to asking questions in front of 90–100 people(somewhat nerve-racking). Even while taking 4 courses total the workload was manageable.