

Individual Report - Fall 2015 (1157) for IAT 102 (D100) - Graphic Design (Andrew Hawryshkewich)

Student Evaluation of Teaching and Courses (SETC)

Report Comments

This report contains the results of responses from students in the above course to the Institution-wide, Faculty and Instructor-selected questions.

Table of Contents

Section 1: Instructor Information

Section 2: Student Demographics

Section 3: Institution-Wide Questions

- Part 1. Summary
- Part 2. Detailed Results

Section 4: Faculty Questions - Detailed Results

Section 5: Department Questions (where applicable)

Section 6: Instructor Selected Questions - Detailed Results

Section 7: Supplemental Questions

Creation Date Thu, Jan 14, 2016

INSTRUCTOR REPORT

Response Rate

Student Evaluation of Teaching and Courses (SETC)	
Raters	Students
Responded	84
Invited	180
Response Ratio	46.7%

Section 1: Instructor Information

Did the instructor design the course?

Options	Count
Yes	0
No	0
In Part (e.g. designed components or selected course materials)	1

Section 2: Student Demographics

Details regarding the demographic results:

- Only the items with corresponding results are displayed
- "Empty" is displayed where student information was not specified

Gender

Gender	Count	Percentage
F	44	52.4%
M	40	47.6%

Age

Age	Count	Percentage
18~20	39	46.4%
21~25	16	19.0%
26~65	3	3.6%

International/Domestic

International/Domestic	Count	Percentage
Domestic	67	79.8%
International	17	20.2%

Program of Study

Program of Study	Count	Percentage
APSC	8	9.5%
ARTS	22	26.2%
BUS	6	7.1%
CAT	44	52.4%
ENV	1	1.2%
HSCI	1	1.2%
SCI	2	2.4%

Year Level

Year Level	Count	Percentage
1	47	56.0%
2	26	31.0%
3	7	8.3%
4	3	3.6%
5	1	1.2%

GPA Range

A- to A+ (3.67 to 4.33) D or C- (1.00 to 1.99)
B- to B+ (2.67 to 3.66) F, N, or FD (0.00 to 0.99)
C or C+ (2.00 to 2.66)

GPA Range	Count	Percentage
A- to A+	2	2.4%
B- to B+	16	19.0%
C or C+	17	20.2%
D or C-	4	4.8%
N/A	45	53.6%

Section 3: Institution-Wide Questions

Part 1. Summary

Scale used: 1=Strongly Disagree, 2=Disagree, 3=Undecided, 4=Agree, 5=Strongly Agree

Experience with this course instructor

Question	Instructor	
	Mean	Standard Deviation
The course instructor explained course concepts clearly.	4.29	0.76
The course instructor identified difficult areas when explaining course concepts.	4.15	0.78
The course instructor created a respectful learning environment.	4.49	0.61
The course instructor was approachable when students asked for guidance.	4.36	0.73
The course instructor explained grading criteria clearly.	3.96	1.00
Overall	4.25	0.80

Experience in this course

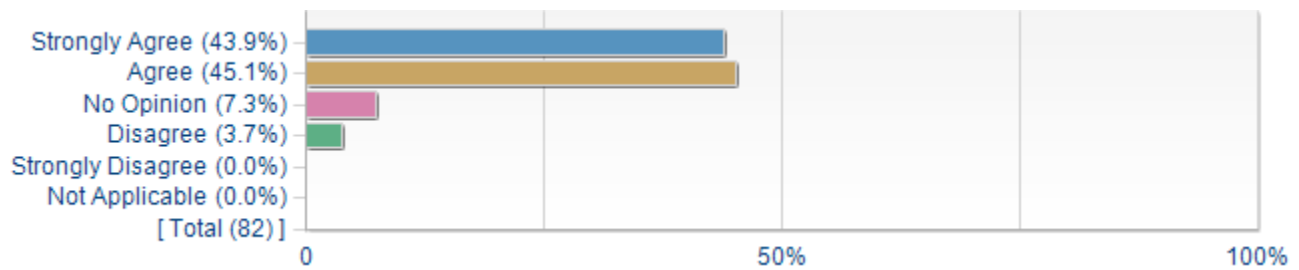
Question	Instructor	
	Mean	Standard Deviation
The assessments in this course (tests, assignments, essays, etc.) allowed me to demonstrate my understanding of the course content.	4.13	0.76
Course materials (textbook, readings, handouts, assignments, etc.) improved my understanding of the course content.	3.64	1.10
Course activities (lectures, discussions, group work, labs, etc.) were engaging.	4.04	0.97
The different course parts/activities (lectures, labs, tutorials, online forums, discussions, etc.) were connected.	4.17	0.79
Overall	3.99	0.93

Part 2. Detailed Results

Note: "NRP" in the following tables indicates that there is no score value for a response of **Not Applicable**

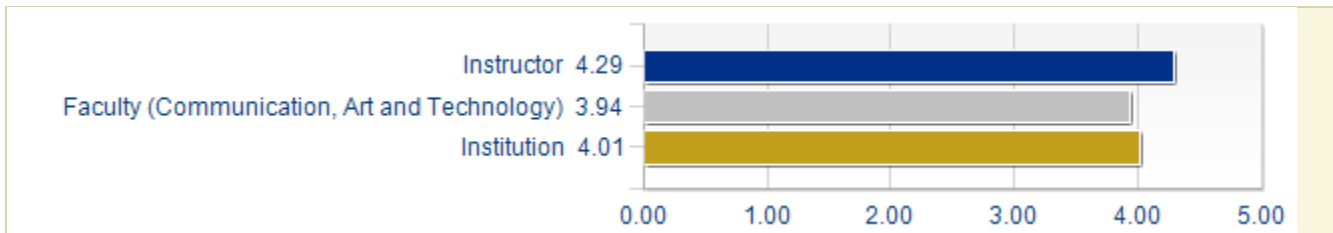
The course instructor explained course concepts clearly.

Distribution of Responses



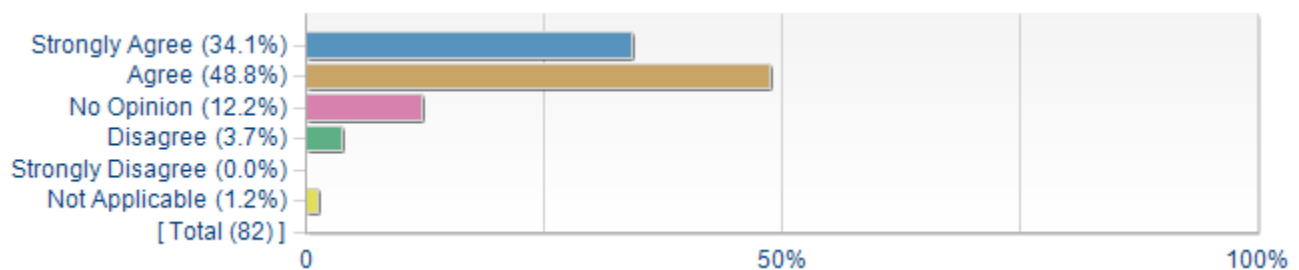
Options	Score	Count	Percentage
Strongly Agree	5	36	43.9%
Agree	4	37	45.1%
No Opinion	3	6	7.3%
Disagree	2	3	3.7%
Strongly Disagree	1	0	0.0%
Not Applicable	NRP	0	0.0%

Comparison of Mean Scores



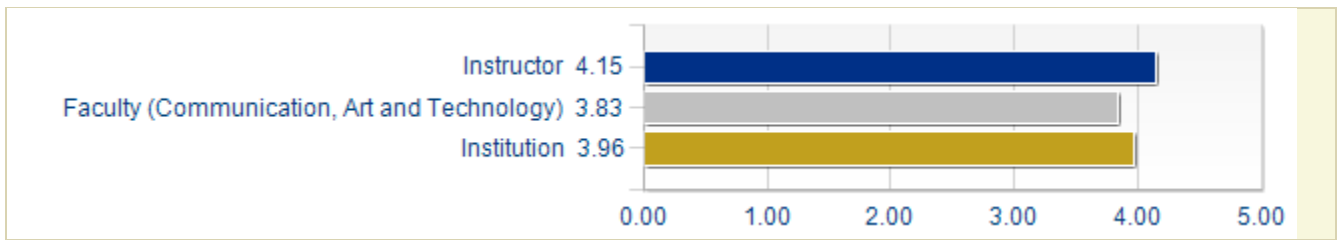
The course instructor identified difficult areas when explaining course concepts.

Distribution of Responses



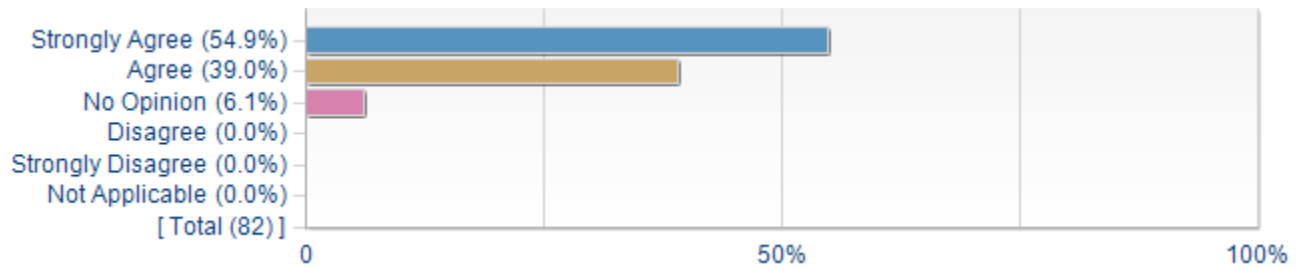
Options	Score	Count	Percentage
Strongly Agree	5	28	34.1%
Agree	4	40	48.8%
No Opinion	3	10	12.2%
Disagree	2	3	3.7%
Strongly Disagree	1	0	0.0%
Not Applicable	NRP	1	1.2%

Comparison of Mean Scores



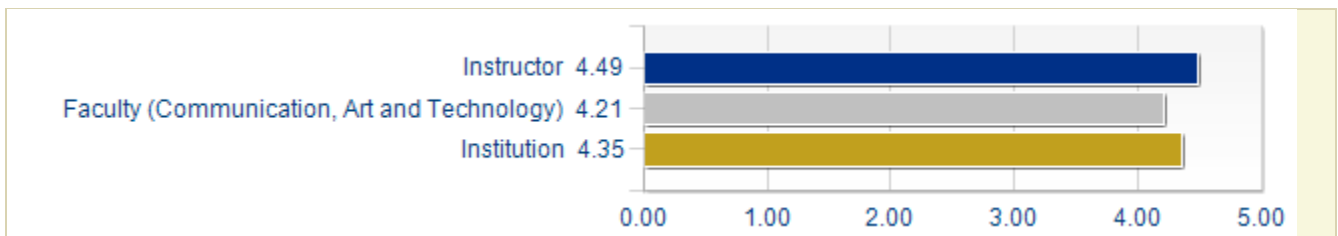
The course instructor created a respectful learning environment.

Distribution of Responses



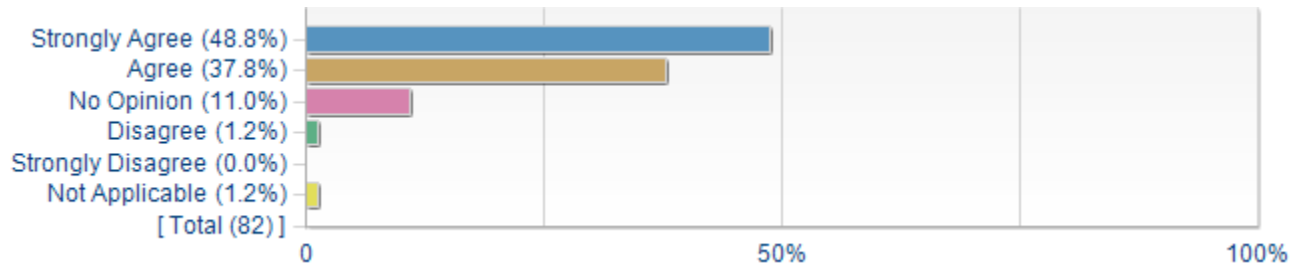
Options	Score	Count	Percentage
Strongly Agree	5	45	54.9%
Agree	4	32	39.0%
No Opinion	3	5	6.1%
Disagree	2	0	0.0%
Strongly Disagree	1	0	0.0%
Not Applicable	NRP	0	0.0%

Comparison of Mean Scores



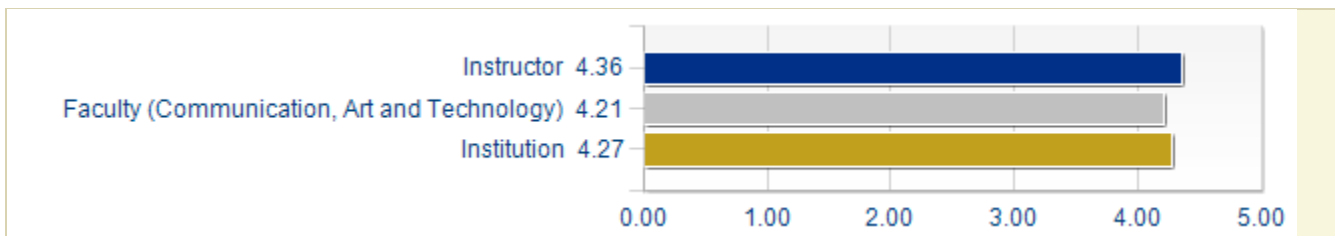
The course instructor was approachable when students asked for guidance.

Distribution of Responses



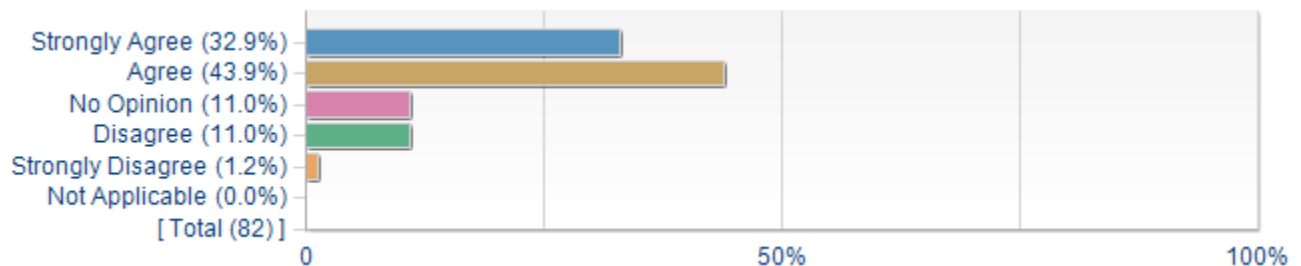
Options	Score	Count	Percentage
Strongly Agree	5	40	48.8%
Agree	4	31	37.8%
No Opinion	3	9	11.0%
Disagree	2	1	1.2%
Strongly Disagree	1	0	0.0%
Not Applicable	NRP	1	1.2%

Comparison of Mean Scores



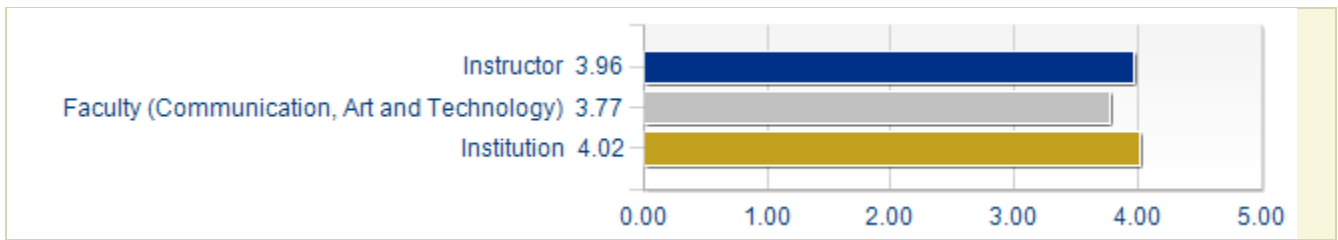
The course instructor explained grading criteria clearly.

Distribution of Responses



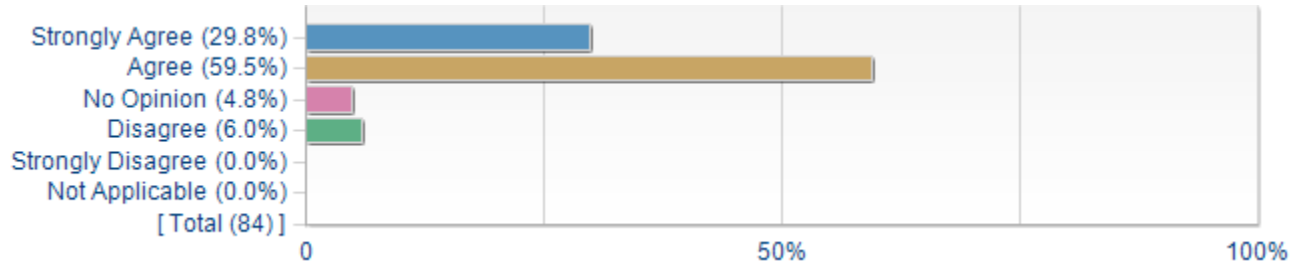
Options	Score	Count	Percentage
Strongly Agree	5	27	32.9%
Agree	4	36	43.9%
No Opinion	3	9	11.0%
Disagree	2	9	11.0%
Strongly Disagree	1	1	1.2%
Not Applicable	NRP	0	0.0%

Comparison of Mean Scores



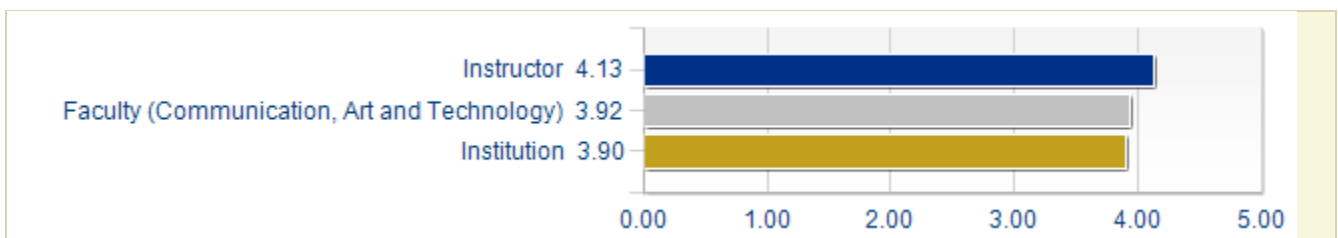
The assessments in this course (tests, assignments, essays, etc.) allowed me to demonstrate my understanding of the course content.

Distribution of Responses



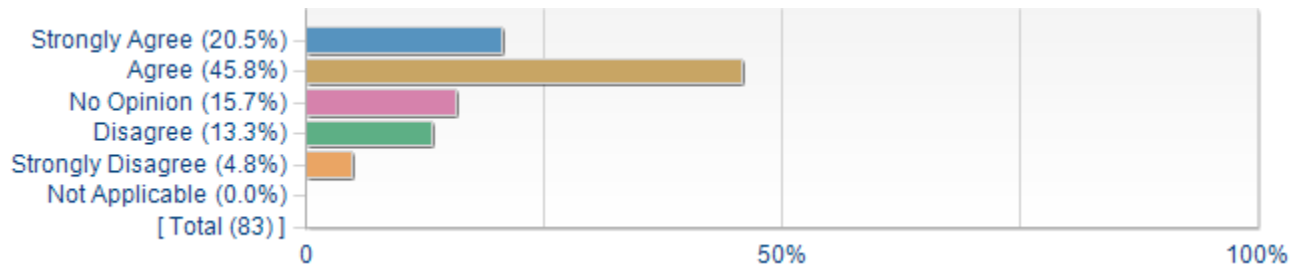
Options	Score	Count	Percentage
Strongly Agree	5	25	29.8%
Agree	4	50	59.5%
No Opinion	3	4	4.8%
Disagree	2	5	6.0%
Strongly Disagree	1	0	0.0%
Not Applicable	NRP	0	0.0%

Comparison of Mean Scores



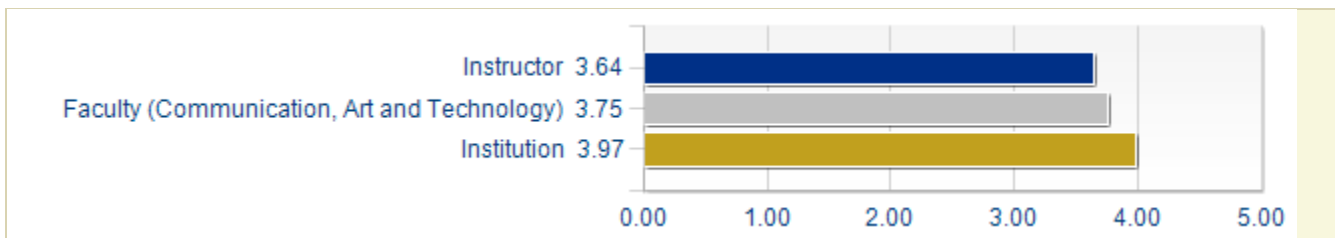
Course materials (textbook,reading, handouts, assignments, etc.) improved my understanding of the course content.

Distribution of Responses



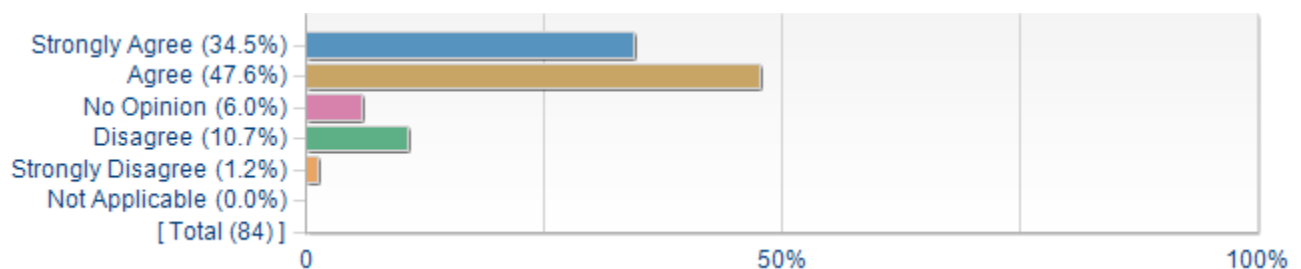
Options	Score	Count	Percentage
Strongly Agree	5	17	20.5%
Agree	4	38	45.8%
No Opinion	3	13	15.7%
Disagree	2	11	13.3%
Strongly Disagree	1	4	4.8%
Not Applicable	NRP	0	0.0%

Comparison of Mean Scores



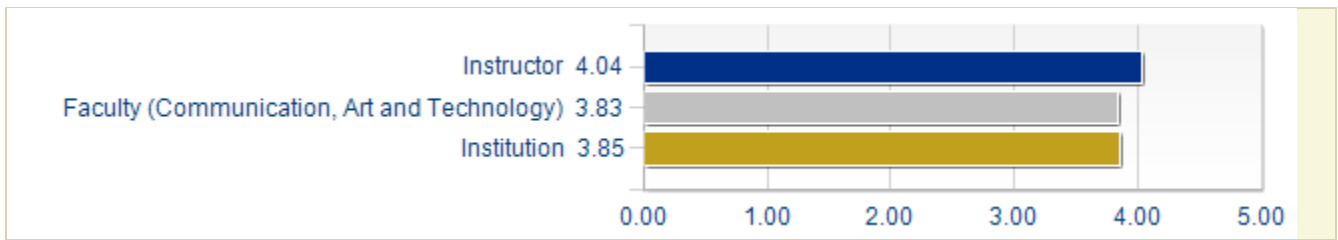
Course activities (lectures, discussions, group work, labs, etc.) were engaging.

Distribution of Responses



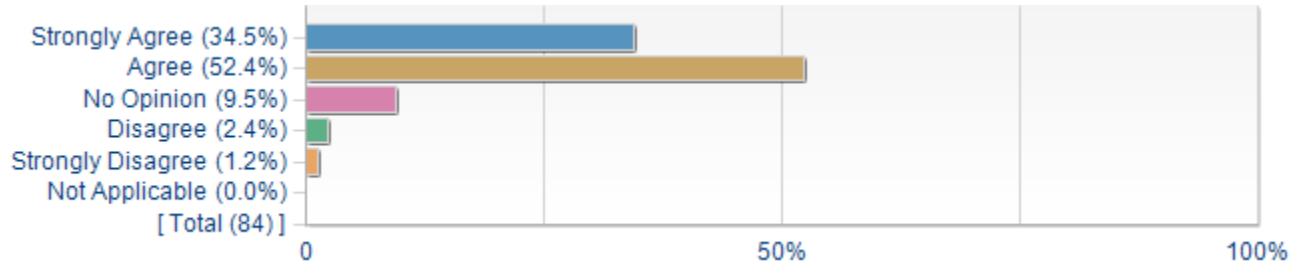
Options	Score	Count	Percentage
Strongly Agree	5	29	34.5%
Agree	4	40	47.6%
No Opinion	3	5	6.0%
Disagree	2	9	10.7%
Strongly Disagree	1	1	1.2%
Not Applicable	NRP	0	0.0%

Comparison of Mean Scores



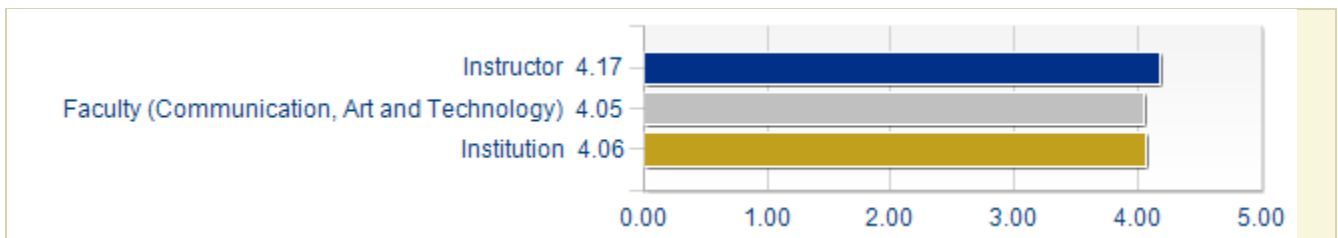
The different course parts/activities (lectures, labs, tutorials, online forums, discussions, etc.) were connected.

Distribution of Responses



Options	Score	Count	Percentage
Strongly Agree	5	29	34.5%
Agree	4	44	52.4%
No Opinion	3	8	9.5%
Disagree	2	2	2.4%
Strongly Disagree	1	1	1.2%
Not Applicable	NRP	0	0.0%

Comparison of Mean Scores

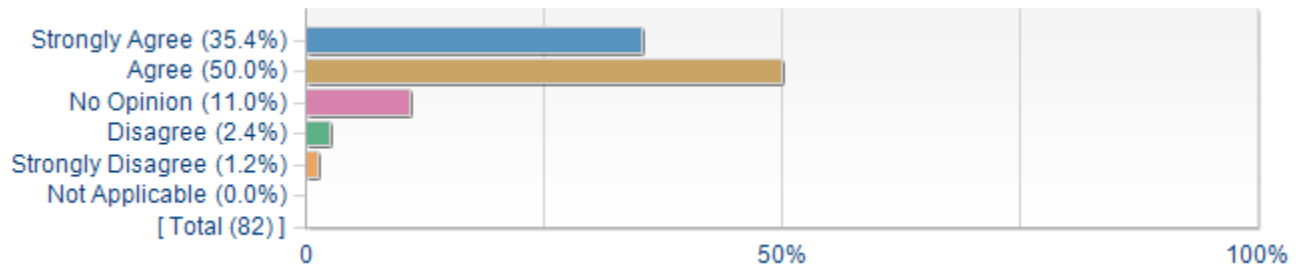


Section 5: Department Questions

Note that department-level questions will be displayed only if they were specified by your department, otherwise this section may be empty.

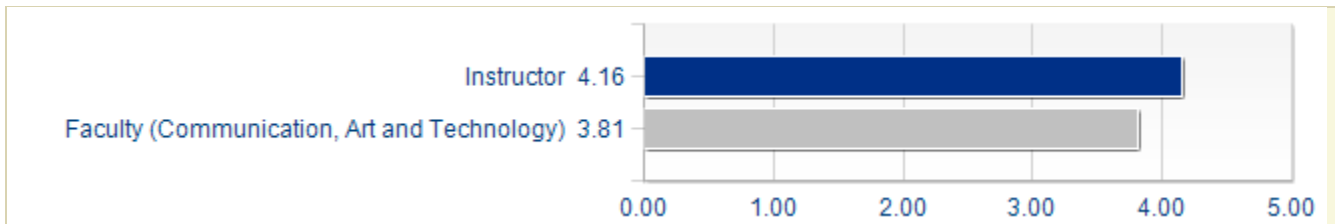
The course assignment, projects, tests and/or papers helped me to develop skills I can use in other courses.

Distribution of Responses



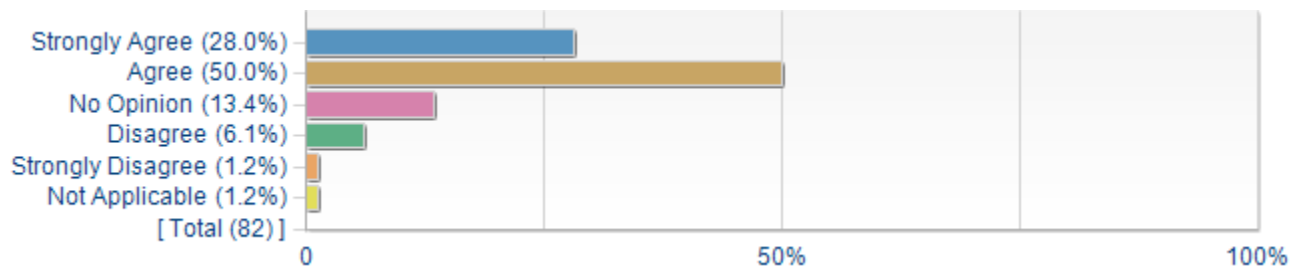
Options	Score	Count	Percentage
Strongly Agree	5	29	35.4%
Agree	4	41	50.0%
No Opinion	3	9	11.0%
Disagree	2	2	2.4%
Strongly Disagree	1	1	1.2%
Not Applicable	NRP	0	0.0%

Comparison of Mean Scores



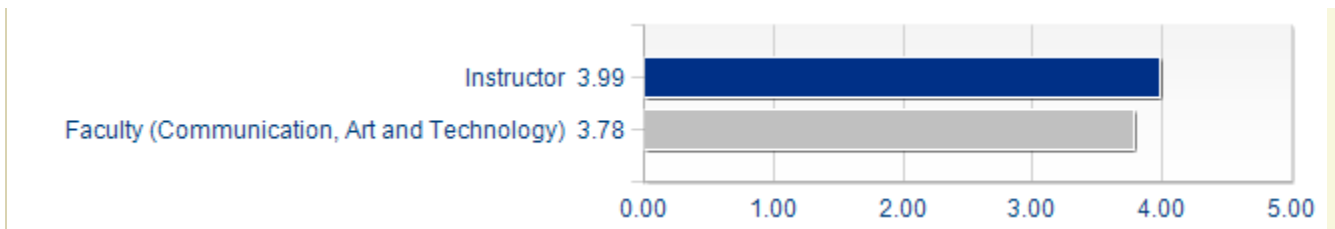
The course provided opportunity for me to enhance my problem-solving skills.

Distribution of Responses



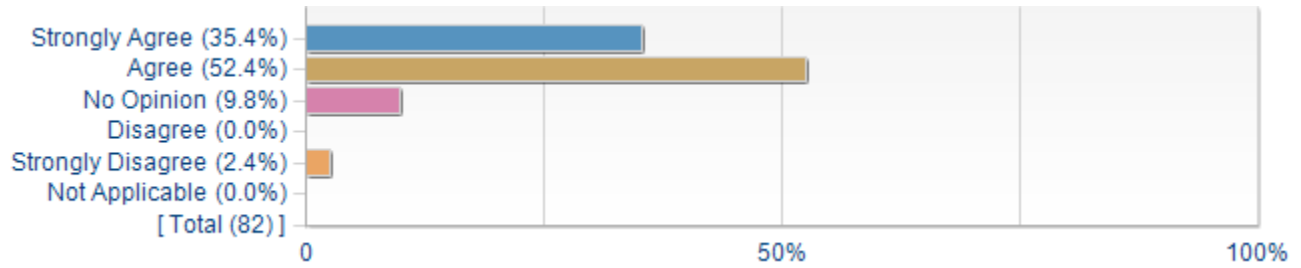
Options	Score	Count	Percentage
Strongly Agree	5	23	28.0%
Agree	4	41	50.0%
No Opinion	3	11	13.4%
Disagree	2	5	6.1%
Strongly Disagree	1	1	1.2%
Not Applicable	NRP	1	1.2%

Comparison of Mean Scores



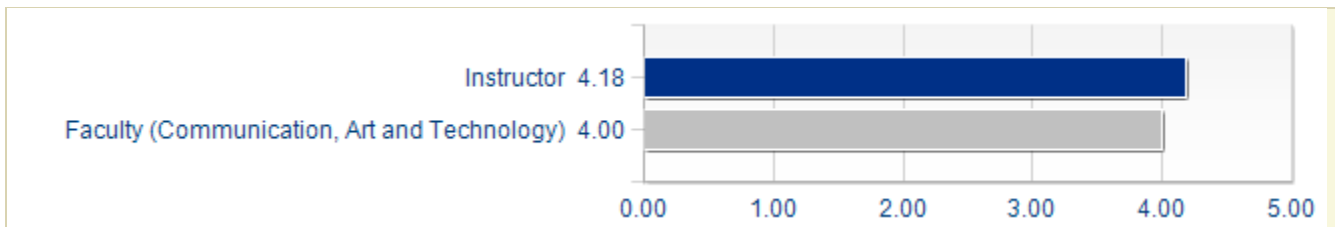
The course assignments, projects, tests, and/or papers highlighted important concepts of the course.

Distribution of Responses



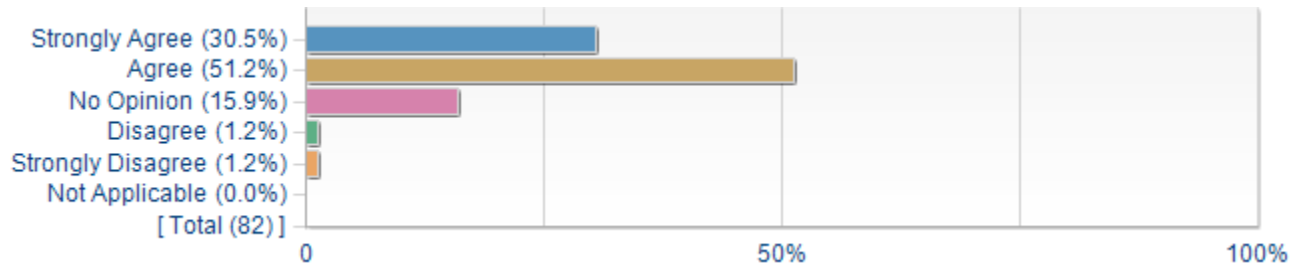
Options	Score	Count	Percentage
Strongly Agree	5	29	35.4%
Agree	4	43	52.4%
No Opinion	3	8	9.8%
Disagree	2	0	0.0%
Strongly Disagree	1	2	2.4%
Not Applicable	NRP	0	0.0%

Comparison of Mean Scores



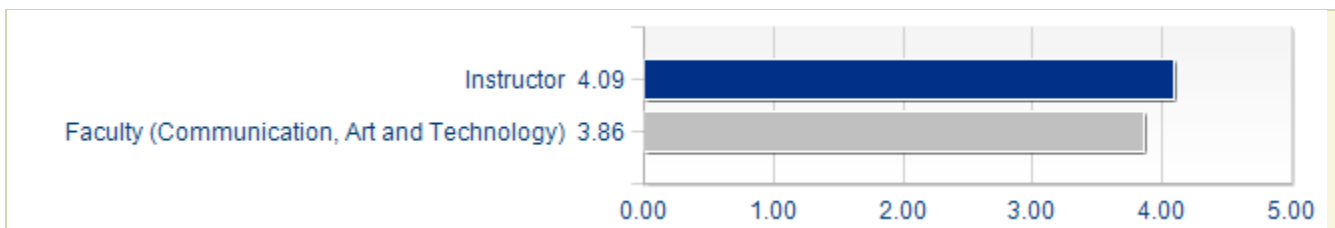
The course expanded my understanding on important issues in the subject matter.

Distribution of Responses



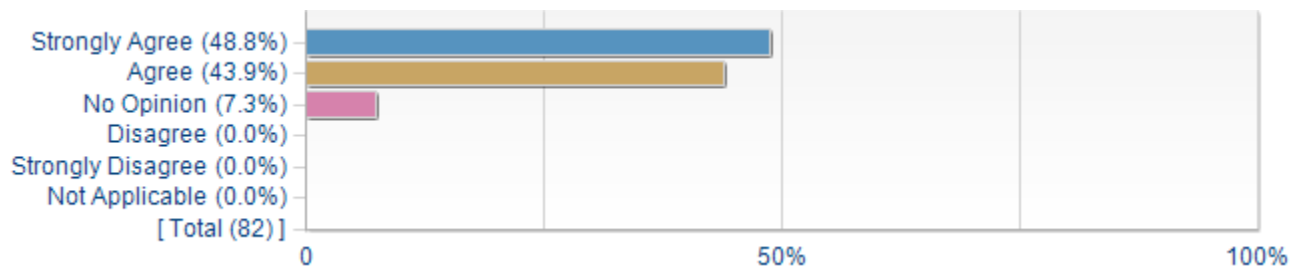
Options	Score	Count	Percentage
Strongly Agree	5	25	30.5%
Agree	4	42	51.2%
No Opinion	3	13	15.9%
Disagree	2	1	1.2%
Strongly Disagree	1	1	1.2%
Not Applicable	NRP	0	0.0%

Comparison of Mean Scores



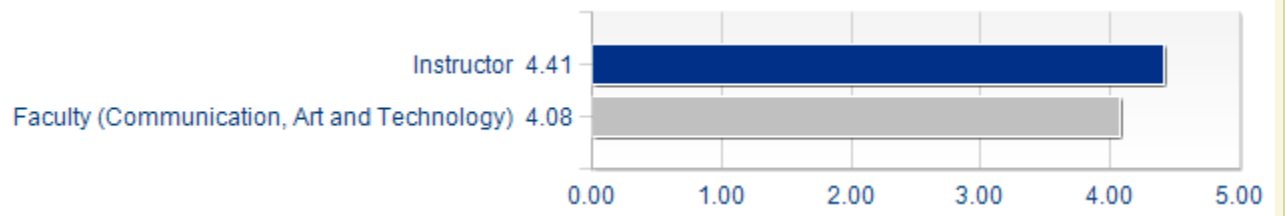
The instructor related course concepts to professional practices in the field.

Distribution of Responses



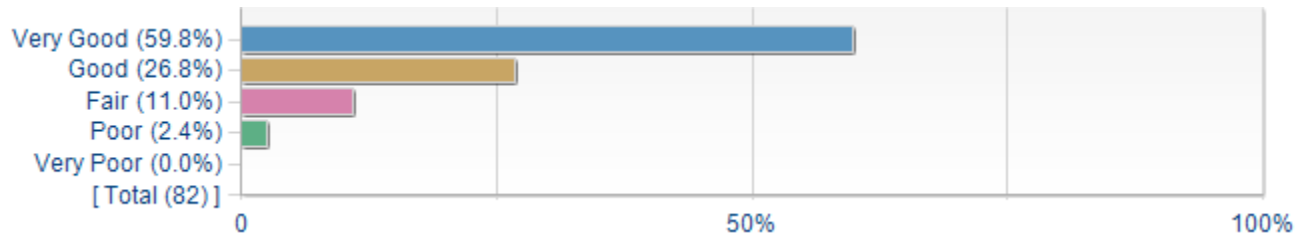
Options	Score	Count	Percentage
Strongly Agree	5	40	48.8%
Agree	4	36	43.9%
No Opinion	3	6	7.3%
Disagree	2	0	0.0%
Strongly Disagree	1	0	0.0%
Not Applicable	NRP	0	0.0%

Comparison of Mean Scores



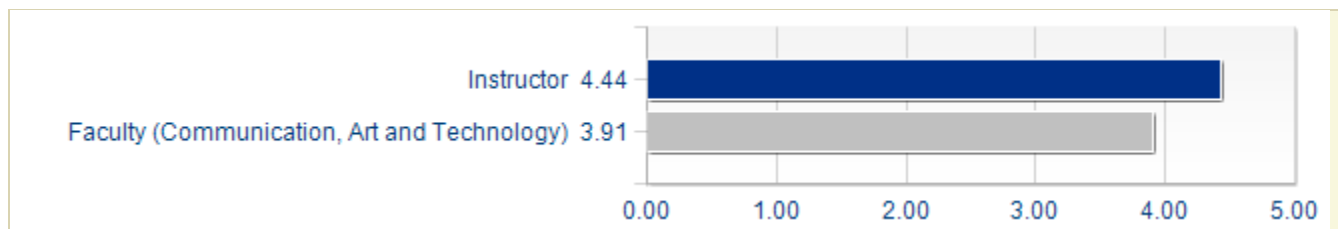
Overall, the quality of instruction provided by the instructor in the course was:

Distribution of Responses



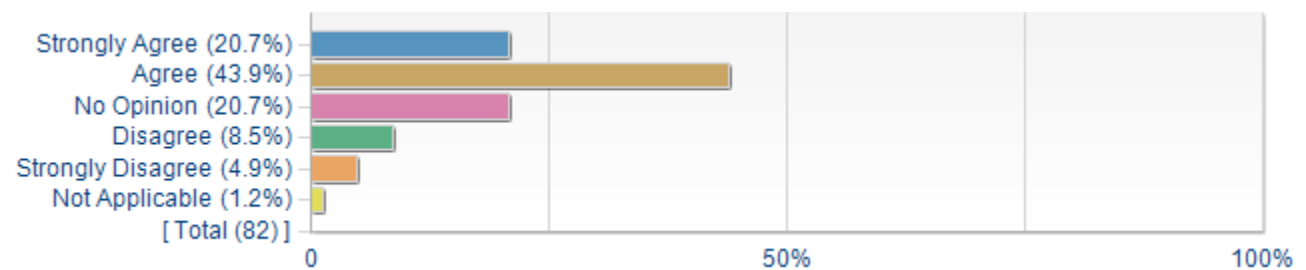
Options	Score	Count	Percentage
Very Good	5	49	59.8%
Good	4	22	26.8%
Fair	3	9	11.0%
Poor	2	2	2.4%
Very Poor	1	0	0.0%

Comparison of Mean Scores



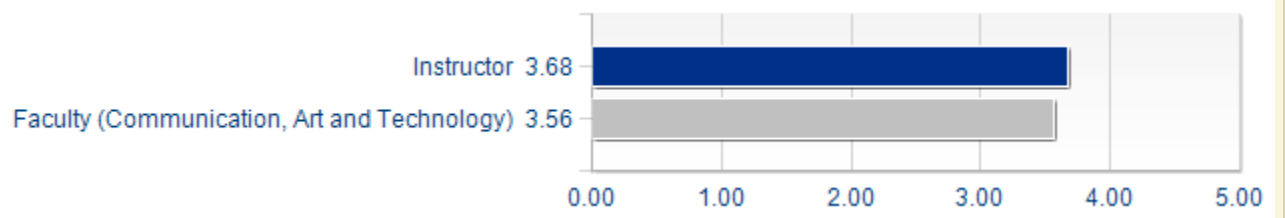
The feedback I received in this course on assignments, projects, tests, and/or papers provided guidance on how to improve my performance in the course.

Distribution of Responses



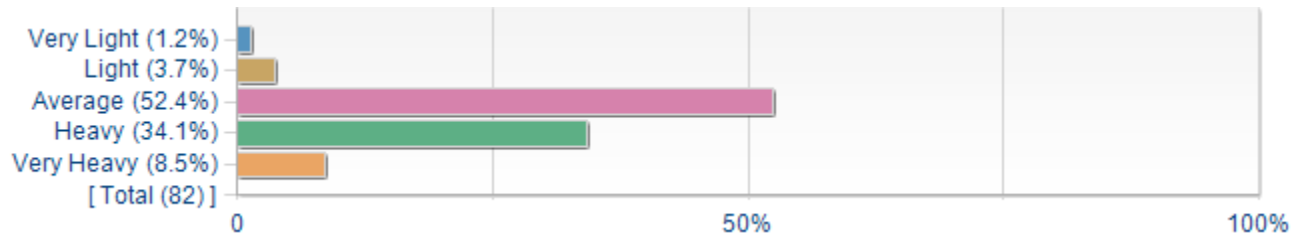
Options	Score	Count	Percentage
Strongly Agree	5	17	20.7%
Agree	4	36	43.9%
No Opinion	3	17	20.7%
Disagree	2	7	8.5%
Strongly Disagree	1	4	4.9%
Not Applicable	NRP	1	1.2%

Comparison of Mean Scores



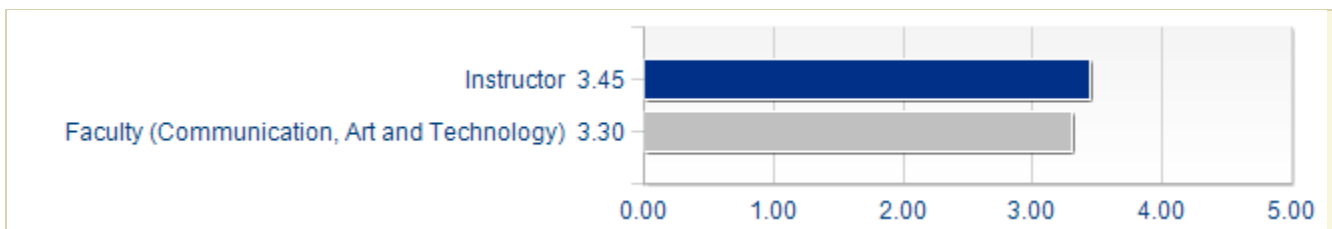
Compared to other courses, the workload for this course was:

Distribution of Responses



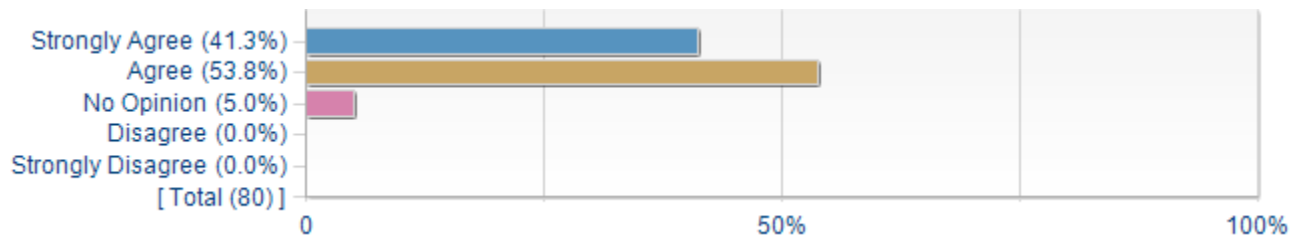
Options	Score	Count	Percentage
Very Light	1	1	1.2%
Light	2	3	3.7%
Average	3	43	52.4%
Heavy	4	28	34.1%
Very Heavy	5	7	8.5%

Comparison of Mean Scores



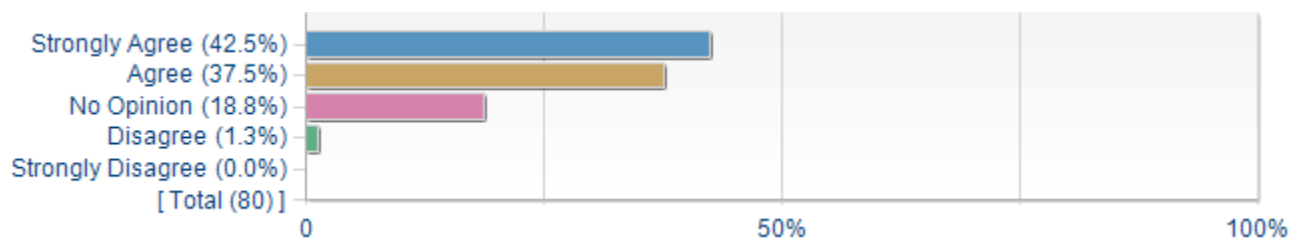
Section 6: Instructor-Selected Questions

The course instructor encouraged students to ask questions about the course material.



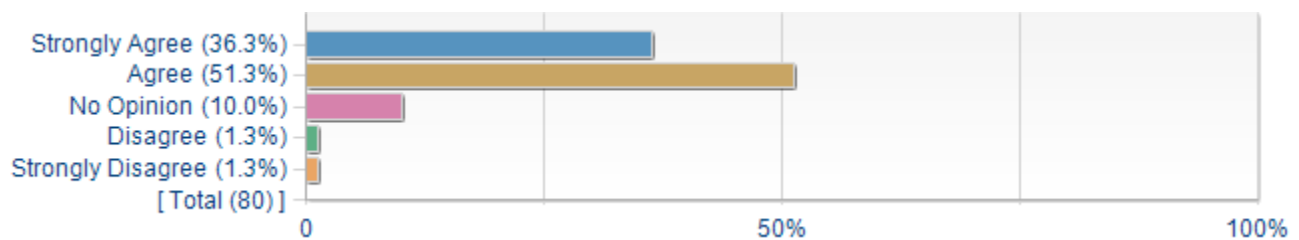
Options	Score	Count	Percentage
Strongly Agree	5	33	41.3%
Agree	4	43	53.8%
No Opinion	3	4	5.0%
Disagree	2	0	0.0%
Strongly Disagree	1	0	0.0%

The course instructor related course concepts to current issues or real-life situations.



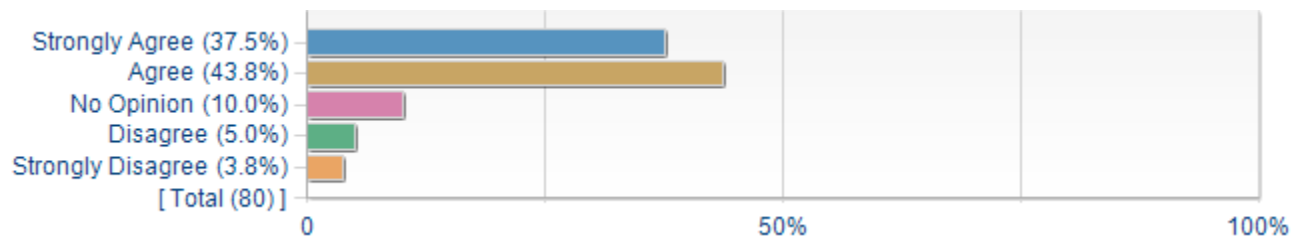
Options	Score	Count	Percentage
Strongly Agree	5	34	42.5%
Agree	4	30	37.5%
No Opinion	3	15	18.8%
Disagree	2	1	1.3%
Strongly Disagree	1	0	0.0%

Course lectures improved my understanding of the material.



Options	Score	Count	Percentage
Strongly Agree	5	29	36.3%
Agree	4	41	51.2%
No Opinion	3	8	10.0%
Disagree	2	1	1.3%
Strongly Disagree	1	1	1.3%

The laboratory sessions contributed to my learning experience in the course.

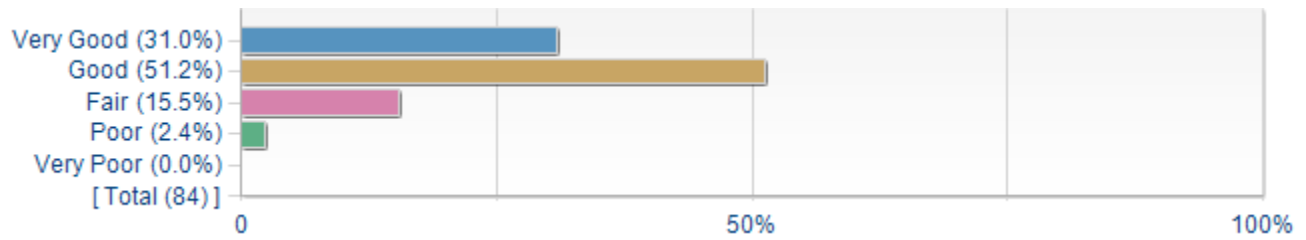


Options	Score	Count	Percentage
Strongly Agree	5	30	37.5%
Agree	4	35	43.8%
No Opinion	3	8	10.0%
Disagree	2	4	5.0%
Strongly Disagree	1	3	3.8%

Section 7: Supplemental Questions

Overall, the quality of my learning experience in this course was...

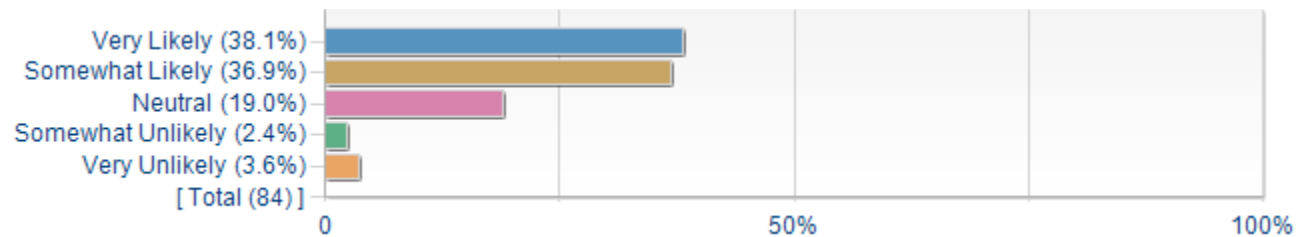
Distribution of Responses



Options	Score	Count	Percentage
Very Good	5	26	31.0%
Good	4	43	51.2%
Fair	3	13	15.5%
Poor	2	2	2.4%
Very Poor	1	0	0.0%

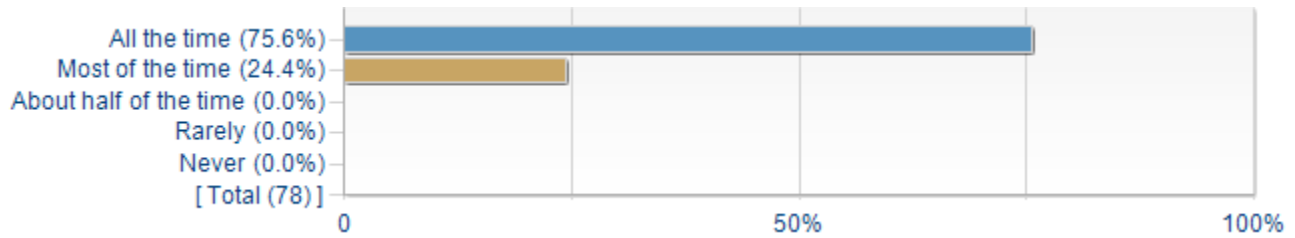
How likely are you to recommend this course to other students?

Distribution of Responses



Options	Score	Count	Percentage
Very Likely	5	32	38.1%
Somewhat Likely	4	31	36.9%
Neutral	3	16	19.0%
Somewhat Unlikely	2	2	2.4%
Very Unlikely	1	3	3.6%

I attended class...



Options	Score	Count	Percentage
All the time	5	59	75.6%
Most of the time	4	19	24.4%
About half of the time	3	0	0.0%
Rarely	2	0	0.0%
Never	1	0	0.0%

Is there anything you would like to say about the instructor that the questions above did not allow you to express?

Comment
Good guy.
Not really
No.
maybe more presentation
He is one of my favourite instructors because his lectures, while long, are very engaging and allow me to really think about the concepts being taught, which help me understand it better.
Very nice and humorous professor. Very engaging and informative lectures that are very enjoyable.
Andrew is a sweet guy, but not clear in what he wants from students. I understand that much of design is about process and is open to interpretation, but his communication skills are lacking, his requirements are nebulous, and it's difficult for students (others more so than me) to understand what he wants. He also comes across as lacking confidence, though I'm sure his intention is to be friendly and nonthreatening.
Makes lectures less boring than they should be for someone with little passion for typography.
Great prof
I was not aware early in the term that getting advice from TA during lab times were not enough, and that I would have greatly benefited going to office hours to receive more feedback on assignments before submitting. I also think that there could be better communication between TA and teacher, so that students receive clear instruction for assignments from TA.
Needs to be more clear on expectations. definitions, course structure could be improved overall.
You are awesome!
project instructions should be more clear and it's better to provide relevant video for the software that we are using
Theory is well covered, the intricacies and physical work wasn't handled well at all.
Explanations and guidelines are conflicting. It is not vague in the sense that it is open-ended. It is unhelpful that they are contradictory. To do good in this class, expectation is to match TA's personal preference. Instructions from Prof and TA are also conflicting. Because of this, I don't trust the TA's because I end up having to do double the work to match the instructor's instructions. This can be avoided by having concise and clear instructions. It does not have to be too specific. It can be concise enough to have clear direction for what is expected. Maybe getting feedback from TA or students to reword the deliverable instructions would be best.
Example: I have a picture of instructions for the magazine deliverable. Website instructions says "Individually create 3 print layouts for the set of all 3 pages (making 9 total)." Instructor says to create 3 layouts of 3 pages each. The TA said the explanation was wrong and drew a picture saying we need to create 3 different layouts that are 9 pages each (9 x 3).

Every week there is contradictory instructions which makes me frustrated in this class.

very tough grader. i know that he loves graphic design but his grading was tough and didn't always help or teach you what to improve on

Andrew gives the most engaging lectures out of all my courses! It was great to be in his class.

everything good

no

Nothing. Andrew is excellent. Super knowledgable, did a great job tying material to real-world situations, engaging lecturer.

His lectures were very engaging and enjoyable. A lot was learned in only one course and its not even IAT 233.

He is a great guy, really passionate with what he is teaching. Andrew always makes sure the TAs go around the lecture room to engage students in discussions.

One thing though is that he (and the TAs) have limited office hours on specific days. It doesn't help when you have other courses on the same day in the other campus. Also, it really doesn't make any logic sense why TAs have office hours right before the tutorial. It is impossible to update any of your work after getting feedback when your tutorial is coming up. The TAs and prof should separate their office hours with different days (i.e TA/prof will be present everyday of the week as there's five of them).

No

-

no

no

no

He wears awesome bowties!

He is a very kind and funny person who makes his lectures both entertaining and informative. I look forward to working with him in future terms.

Lectures were done well.

the grading is restrict

I'm not sure how much time to takes to grade and etc. but I think it would help if we were given project comments in the grading rubric on canvas.

His lectures are always very nice to listen to and very informative

none

hi

No

very difficult to get an A =/

You are awesome

Andrew's lectures were very entertaining, overall a very good lecturer. All of my complaints for this course come from the labs, which were terribly structured. But Andrew himself was great.

Is there anything you would like to say about the course that the questions above did not allow you to express?

Comment

The in lab assignments seemed too much for the amount of time provided and it meant that the quality of the work being handed in by many students were not as well produced. In addition, the clarity in the language being used in the modules and the instructions for assignments projects and in-lab work could be further improved on what specifically should be done. (in some cases). Overall great class.

There is no reason I shouldn't be "allowed" to leave a lab early. I've never seen this before at SFU, and due to a rather obnoxious bus schedule I often like to leave class a few minutes early. Now if like in lecture we were going through material until the last minute, that would be one thing. But we're not. I often got my work critiqued and in lab assignments finished before the end of lab, but I wasn't "allowed" or "supposed" to leave until the T.A. said I could, or I could lose participation marks. I'm not a child, this is ridiculous. I participated fully and was finished with both my work and others. That is, I participated as expected, and so there should be no reason for you to impede me from leaving or

take off participation marks if I do.

nothing in particular

No.

no

This course can be very lenient but difficult at times. Fun course for those interested in design.

This course needs some tweaking. I hope Andrew will take this feedback with the sincerity with which it is intended.

First, I am not paying money to sit and talk with other students; I am paying money to see and interact with my instructor. I understand the value of group discussion, but this needs to be scaled back. Student do not need to sit and discuss every single concept. It is annoying and waste of time.

In terms of teaching students to give and receive critiques, I think it's fantastic that there is so much of it in labs. However, I have a HUGE problem with the way project 3 was critiqued. Giving presentations is a stressful thing for anyone, at any age. This presentation may be some people's first. When people are under stress, their attention and memory capabilities lessen - this is not the time for a TA to critique them while they stand at the front of the room. I think it would work better, for students and for the TA, if everyone presented and the TA gave critiques privately afterward.

Finally, I would ask , since labs are vital to the course, that you hire TAs who are comfortable speaking in front of people. Nick is a nice guy, but he seems terribly uncomfortable and disengaged as a TA.

The lab I was in was poorly taught- the TA seemed uninformed about the project requirements and details, and unprepared for software tutorials.

One of my favourite courses. Very useful and inspiring

The course load is immense due to barely having any instruction on the software, The amount of projects adds to the load. I would suggest you add this warning to the outline or consider focusing more on software or lightening the project load. It takes 3x as long to complete an assignment when you have to learn a new software (that you likely don't have access to at home) every other week before you can even consider beginning the assignment. Very Very challenging and not at all accounted for in anyway.

TA evaluation

Some of the labs are somewhat boring and not meaningful.

The introduction of project 3 is not clearly for the time per group or per people

no

Some of the assignments were pretty confusing. I loved the iteration model of the assignments that broke them down week-by-week (it really helped diffuse crunch-time stress and helped reinforce the design process), but there were many weeks where my classmates and I were kind of confused about what we were doing.

This is especially true of the final portfolio project which, while very useful, was pretty convoluted in places. I had many peers coming up to me and asking exactly what we were supposed to design, present on, etc. I sent my TA Nick (who is also great, by the way) quite a few emails over the course of the semester asking for more detail about deliverables.

Other than that I was very satisfied with the course. It was great.

:)

The amount of work is too much though for a 3 credit course. The quizzes on readings are not really useful as I don't think I learnt much from those design principles. Either have a course on theory or a course on practical work (with a little bit of theory). Having both components together in a 3 credit course is too much, especially when this is not the only class that you are taking.

Projects could have been marked a little more fair.

No

I have a lot of mixed opinions about this course. First, Andrew is a great lecturer and chose wonderful projects for budding designers. I really love how he related most of the work and information to real life situations and constraints, something I wish more professors did. However, his TAs made this course absolutely unbearable. I'm a 3rd year transfer student from another program, so I'm new to design but not new to how universities work. I can honestly say I have never come across a more disturbing grading system. Andrew and the TAs expected WAY too much from these first year students, and they need to be strongly reminded that this is a first year introductory course. They are looking for a level of quality that is unreasonable for an intro class, and the fact that nobody had any idea how they graded until halfway through the semester (due to the union disputes which I understand didn't involve Andrew and the TAs) was really unfair and a shock not only to myself but to a lot of other students as well. My TA, Joy, didn't know what was going

on half the time and constantly marked me down even when I completed all the work with great quality and did extra work so I could have better feedback. She was also quite offensive, saying that she'd mark people down if, for example, a man decided to have "flowery" or "feminine coloured" layouts, which I find to be pretty unacceptable. Overall, I know I would have done much better in the course if I had a competent TA and instructors with reasonable expectations. This course turned me off from design and drove me to go back to my previous program, which I'm honestly thankful for because I guess a real designer shouldn't scare so easily. I would just like to emphasize that Andrew was a great prof for the reasons I've mentioned above, and it was just my luck in choosing the wrong tutorial with the wrong TA that resulted in such a terrible experience.

-

no

no

the course design is too advanced for the 100 level course

I did not like how you are only given a day to learn a new piece of software for a project.

The grading was not as fair as expected. Compared to other IAT courses, it was very difficult to do well.

no

The teaching of the programs were a bit fast and all over the place. The basics weren't really taught and it went from "how to make a document layout" to "how to create action steps." Although we were given time to ask questions after the tutorial, there wasn't much time to think of a question before the class ended.

I learned a lot from it and recommend to others who wish to learn about the fundamentals of graphic design

none

yYay

The critique sessions are really good because you get feedback from many people, but I find it really bad that we do critiques the same day we hand in projects. While it does help with future projects, it feels bad to not have a chance to work with the feedback we get.

The instructions for projects were vague.

As a first year student, it was a difficult course for me. Most of the time I didn't feel like I knew what I was doing. I didn't know right from wrong and the standards were ambiguous for me to meet. They were explained clearly, but it was still confusing for me.

Forgot to do the first quiz by accident, wish it didn't drag down my grade.

I found the projects repetitive and they could be more varied.

Labs were horribly structured, but more can be said on that in TA reviews- otherwise, readings did not feel very necessary or relevant to the course.