



Individual Report - Summer 2016 (1164) for IAT 339 (D100) - Web Design and Development (Andrew Hawryshkewich)

Student Evaluation of Teaching and Courses (SETC Summer 2016)

Report Comments

This report contains the results of responses from students in the above course to the Institution-wide, Faculty and Instructor-selected questions.

Table of Contents

Section 1: Instructor Information

Section 2: Student Demographics

Section 3: Summary of Results:

- Part 1. Institution-Wide Questions
- Part 2. Faculty Questions
- Part 3. Department Questions (where applicable)

Section 4: Detailed Results:

- Part 1. Institution-Wide Questions
- Part 2. Faculty Questions
- Part 3. Department Questions (where applicable)

Section 5: Instructor Selected Questions - Detailed Results

Section 6: Supplemental Questions

Creation Date Sun, Sep 25, 2016



INSTRUCTOR REPORT

Response Rate

Student Evaluation of Teaching and Courses (SETC Summer 2016)	
Raters	Students
Responded	13
Invited	34
Response Ratio	38.2%

Section 1: Instructor Information

Instructor Statement

Comment
I was away at a conference for one week of the course during which the lecture was cancelled and labs were made optional.

Did the instructor design the course?

Options	Count
Yes	0
No	0
In Part (e.g. designed components or selected course materials)	1

Section 2: Student Demographics

Details regarding the demographic results:

- Only the items with corresponding results are displayed
- "Empty" is displayed where student information was not specified

Gender

Gender	Count	Percentage
F	5	41.7%
M	7	58.3%

Age

Age	Count	Percentage
21	2	16.7%
22	3	25.0%
23	4	33.3%
25	1	8.3%
26	2	16.7%

International/Domestic

International/Domestic	Count	Percentage
Domestic	10	83.3%
International	2	16.7%

Program of Study

Program of Study	Count	Percentage
CAT	12	100.0%

Year Level

Year Level	Count	Percentage
4	11	91.7%
5	1	8.3%

GPA Range

A- to A+ (3.67 to 4.33) D or C- (1.00 to 1.99)
B- to B+ (2.67 to 3.66) F, N, or FD (0.00 to 0.99)
C or C+ (2.00 to 2.66)

GPA Range	Count	Percentage
A- to A+	3	25.0%
B- to B+	8	66.7%
C or C+	1	8.3%

Section 3: Summary of Results

Part 1. Institution-Wide Questions

Scale used: 1=Strongly Disagree, 2=Disagree, 3=Undecided, 4=Agree, 5=Strongly Agree

Experience with this course instructor

Question	Instructor	
	Mean	Standard Deviation
The course instructor explained course concepts clearly.	4.58	0.51
The course instructor explained grading criteria clearly.	3.33	1.44
The course instructor created a respectful learning environment.	4.33	0.65
The course instructor was approachable when students asked for guidance.	4.50	0.52
Overall	4.19	0.98

Experience in this course

Question	Instructor	
	Mean	Standard Deviation
The different course parts/activities (lectures, labs, tutorials, online forums, discussions, etc.) were connected.	4.58	0.51
Course materials (textbook, readings, handouts, assignments, etc.) improved my understanding of the course content.	4.08	0.51
The assessments in this course (tests, assignments, essays, etc.) allowed me to demonstrate my understanding of the course content.	3.50	1.38
Course activities (lectures, discussions, group work, labs, etc.) were engaging.	4.17	0.39
Overall	4.08	0.87

Part 3. FCAT - School of Interactive Arts and Technology (SIAT) Department Questions

Experience with this course instructor

Question	Instructor	
	Mean	Standard Deviation
The instructor related course concepts to professional practices in the field.	4.58	0.67
Overall, the quality of instruction provided by the instructor in the course was:	4.33	0.78
Overall	4.46	0.72

Experience in this course

Question	Instructor	
	Mean	Standard Deviation
The course assignment, projects, tests and/or papers helped me to develop skills I can use in other courses.	4.50	0.52
The course provided opportunity for me to enhance my problem-solving skills.	4.27	0.90
The course assignments, projects, tests, and/or papers highlighted important concepts of the course.	4.42	0.51
The course expanded my understanding on important issues in the subject matter.	4.42	0.67
The feedback I received in this course on assignments, projects, tests, and/or papers provided guidance on how to improve my performance in the course.	3.25	1.14
Compared to other courses, the workload for this course was:	2.25	0.62

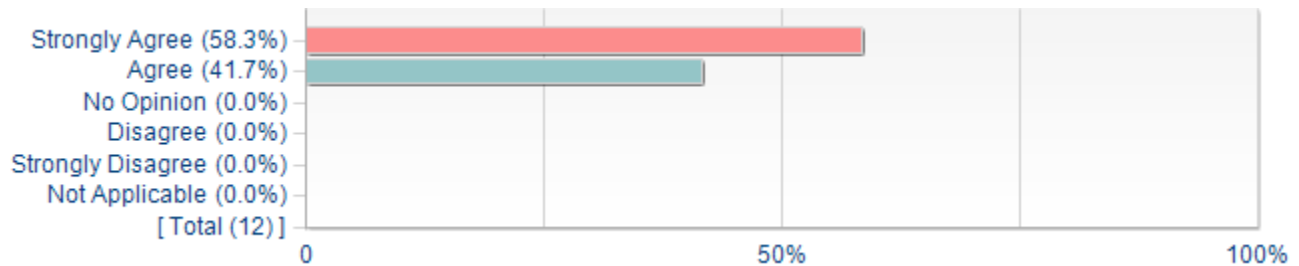
Section 4: Detailed Results

Part 1. Institution-Wide Questions

Note: "NRP" in the following tables indicates that there is no score value for a response of **Not Applicable**

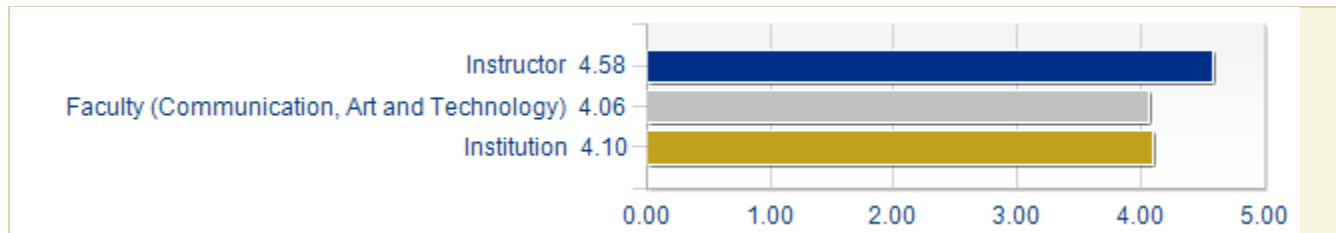
The course instructor explained course concepts clearly.

Distribution of Responses




Options	Score	Count	Percentage
Strongly Agree	5	7	58.3%
Agree	4	5	41.7%
No Opinion	3	0	0.0%
Disagree	2	0	0.0%
Strongly Disagree	1	0	0.0%
Not Applicable	NRP	0	0.0%

Comparison of Mean Scores



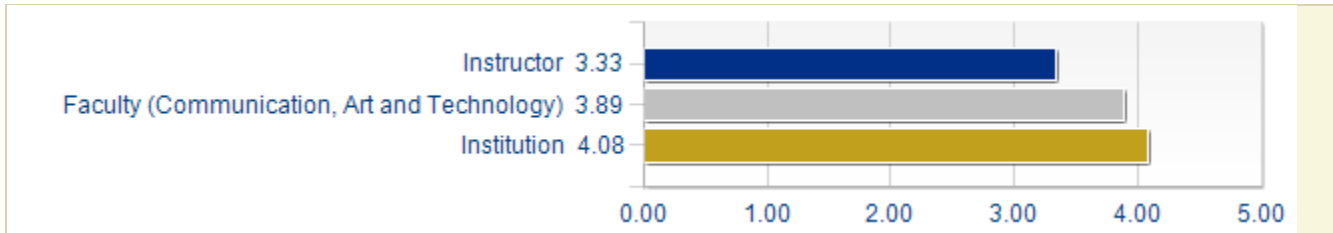
The course instructor explained grading criteria clearly.

Distribution of Responses



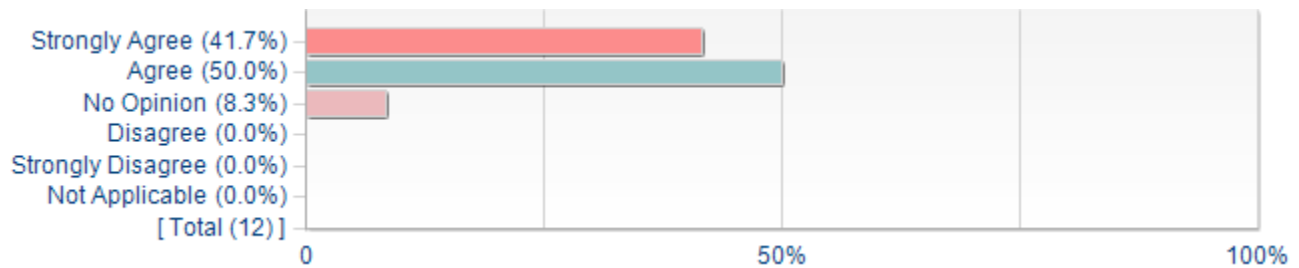
Options	Score	Count	Percentage
Strongly Agree	5	2	16.7%
Agree	4	6	50.0%
No Opinion	3	0	0.0%
Disagree	2	2	16.7%
Strongly Disagree	1	2	16.7%
Not Applicable	NRP	0	0.0%

Comparison of Mean Scores



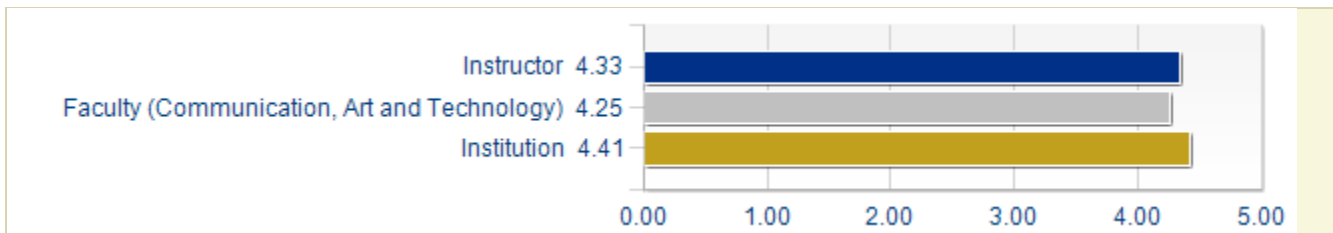
The course instructor created a respectful learning environment.

Distribution of Responses



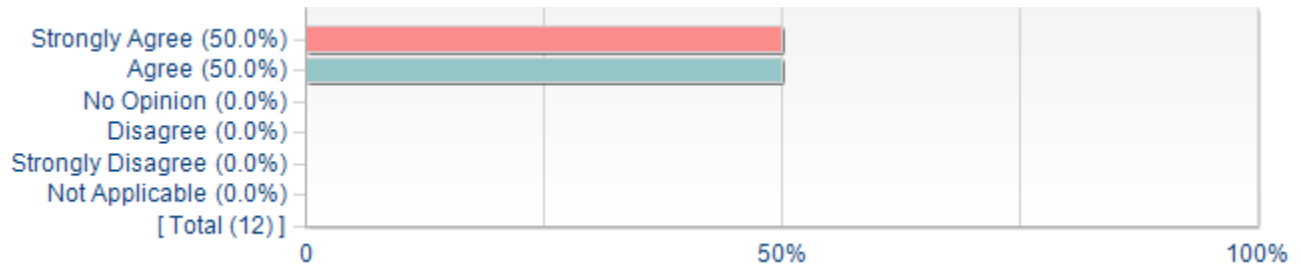
Options	Score	Count	Percentage
Strongly Agree	5	5	41.7%
Agree	4	6	50.0%
No Opinion	3	1	8.3%
Disagree	2	0	0.0%
Strongly Disagree	1	0	0.0%
Not Applicable	NRP	0	0.0%

Comparison of Mean Scores



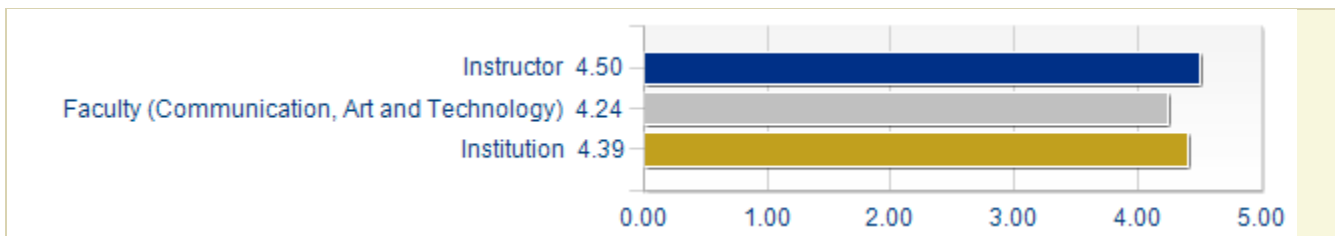
The course instructor was approachable when students asked for guidance.

Distribution of Responses



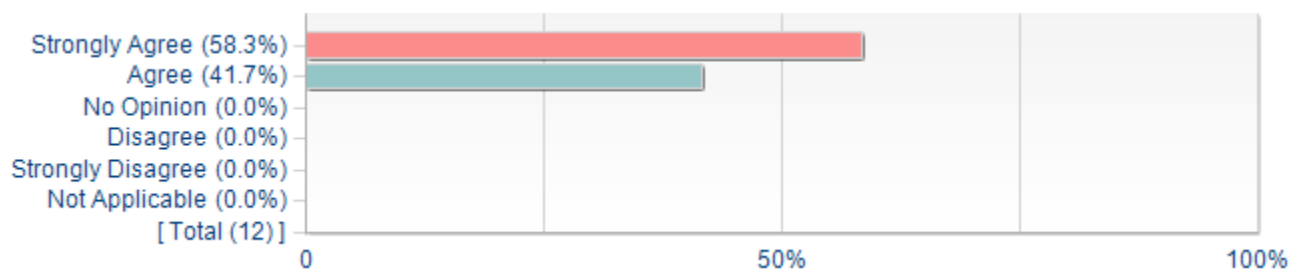
Options	Score	Count	Percentage
Strongly Agree	5	6	50.0%
Agree	4	6	50.0%
No Opinion	3	0	0.0%
Disagree	2	0	0.0%
Strongly Disagree	1	0	0.0%
Not Applicable	NRP	0	0.0%

Comparison of Mean Scores



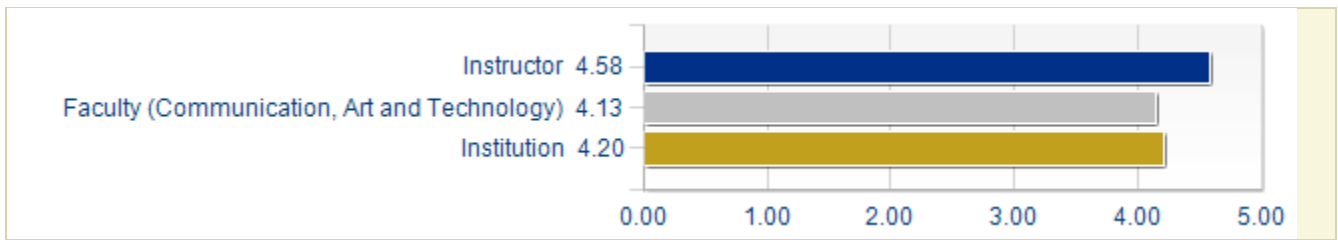
The different course parts/activities (lectures, labs, tutorials, online forums, discussions, etc.) were connected.

Distribution of Responses



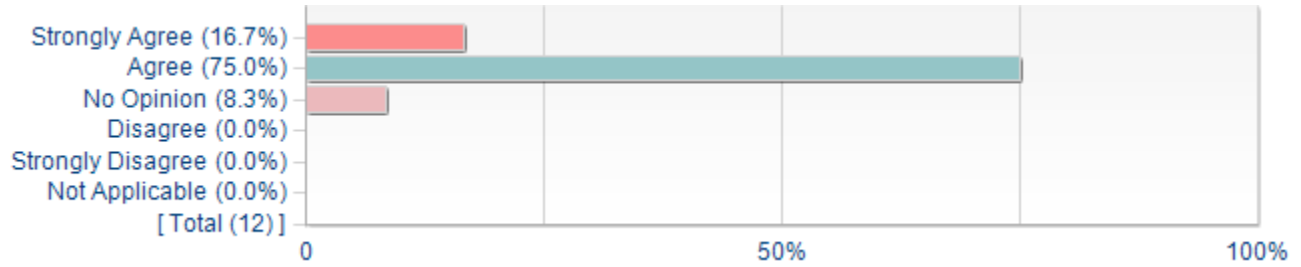
Options	Score	Count	Percentage
Strongly Agree	5	7	58.3%
Agree	4	5	41.7%
No Opinion	3	0	0.0%
Disagree	2	0	0.0%
Strongly Disagree	1	0	0.0%
Not Applicable	NRP	0	0.0%

Comparison of Mean Scores



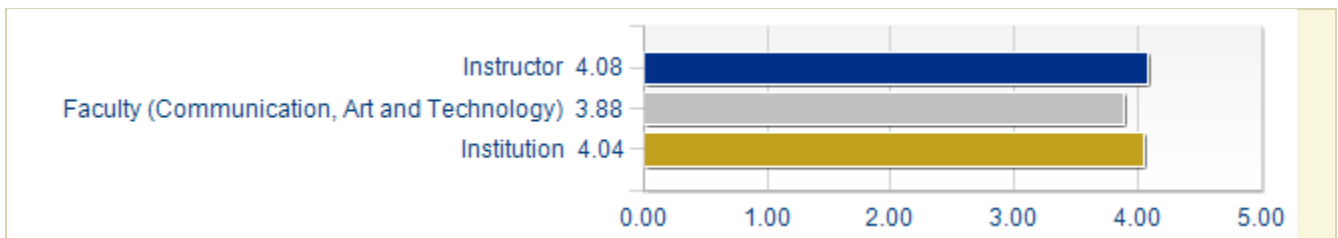
Course materials (textbook, readings, handouts, assignments, etc.) improved my understanding of the course content.

Distribution of Responses




Options	Score	Count	Percentage
Strongly Agree	5	2	16.7%
Agree	4	9	75.0%
No Opinion	3	1	8.3%
Disagree	2	0	0.0%
Strongly Disagree	1	0	0.0%
Not Applicable	NRP	0	0.0%

Comparison of Mean Scores



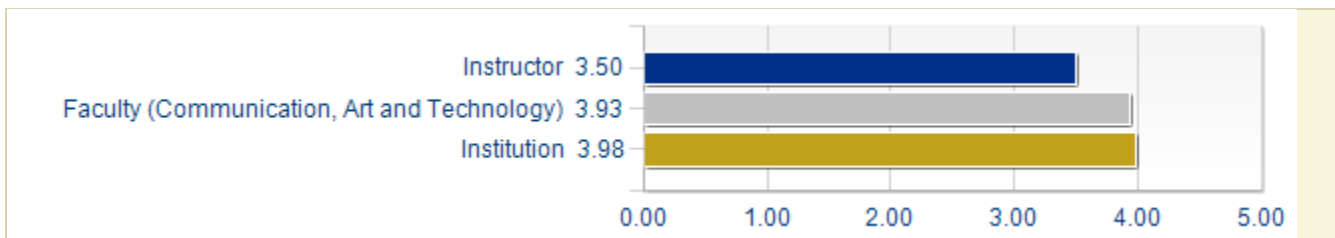
The assessments in this course (tests, assignments, essays, etc.) allowed me to demonstrate my understanding of the course content.

Distribution of Responses



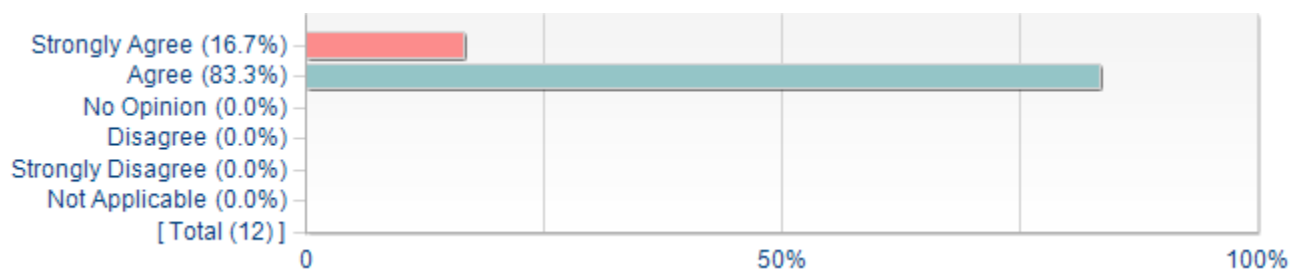
Options	Score	Count	Percentage
Strongly Agree	5	2	16.7%
Agree	4	7	58.3%
No Opinion	3	0	0.0%
Disagree	2	1	8.3%
Strongly Disagree	1	2	16.7%
Not Applicable	NRP	0	0.0%

Comparison of Mean Scores



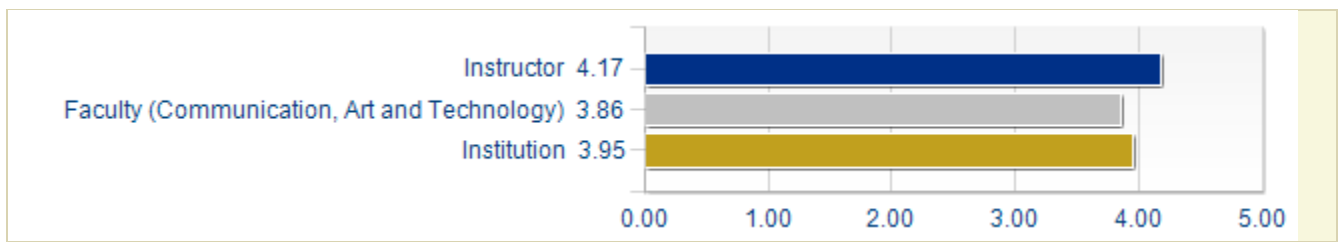
Course activities (lectures, discussions, group work, labs, etc.) were engaging.

Distribution of Responses



Options	Score	Count	Percentage
Strongly Agree	5	2	16.7%
Agree	4	10	83.3%
No Opinion	3	0	0.0%
Disagree	2	0	0.0%
Strongly Disagree	1	0	0.0%
Not Applicable	NRP	0	0.0%

Comparison of Mean Scores

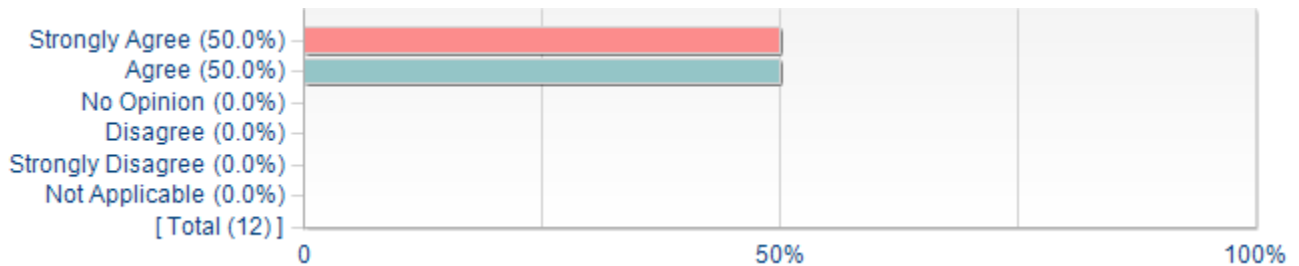


Part 3. Faculty of Communication, Art and Technology: School of Interactive Arts and Technology Questions

Note that Faculty and Department-level questions are combined below

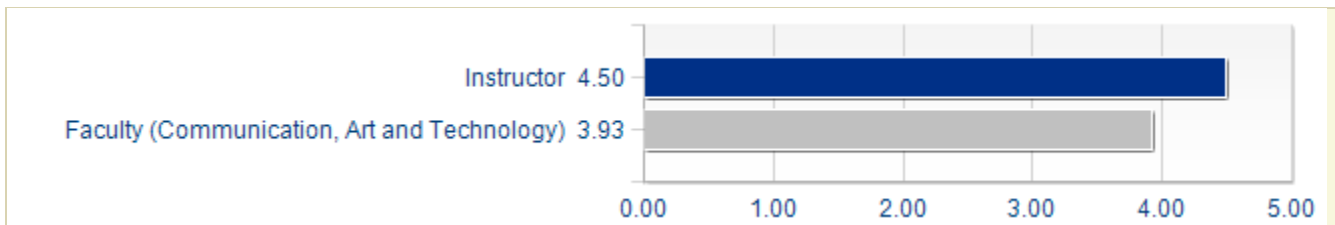
The course assignment, projects, tests and/or papers helped me to develop skills I can use in other courses.

Distribution of Responses



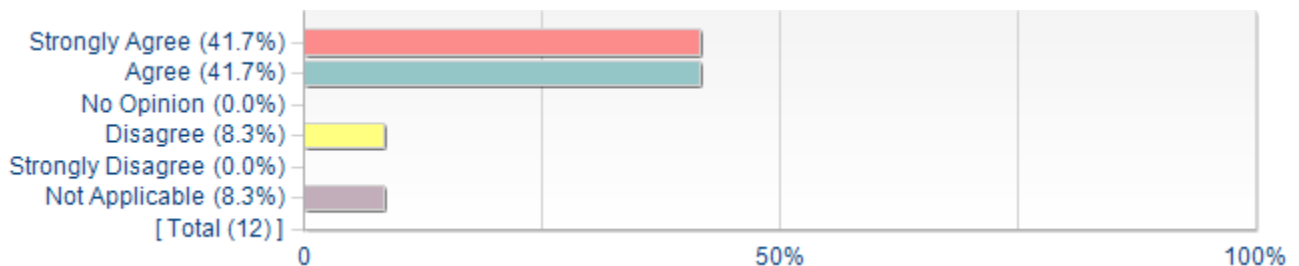
Options	Score	Count	Percentage
Strongly Agree	5	6	50.0%
Agree	4	6	50.0%
No Opinion	3	0	0.0%
Disagree	2	0	0.0%
Strongly Disagree	1	0	0.0%
Not Applicable	NRP	0	0.0%

Comparison of Mean Scores



The course provided opportunity for me to enhance my problem-solving skills.

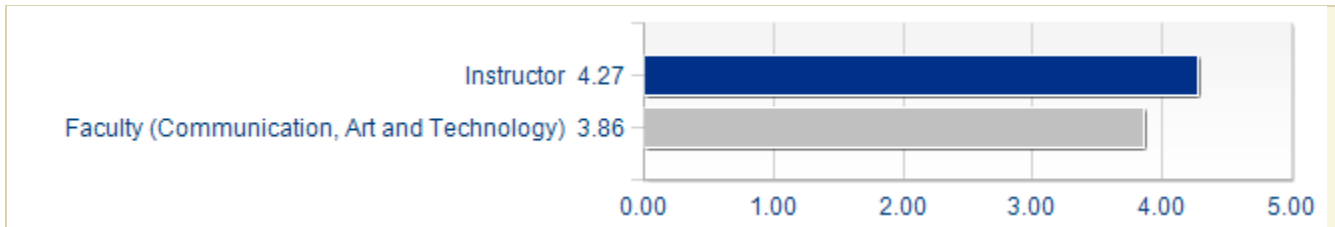
Distribution of Responses



Options	Score	Count	Percentage
Strongly Agree	5	5	41.7%
Agree	4	5	41.7%
No Opinion	3	0	0.0%
Disagree	2	1	8.3%
Strongly Disagree	1	0	0.0%

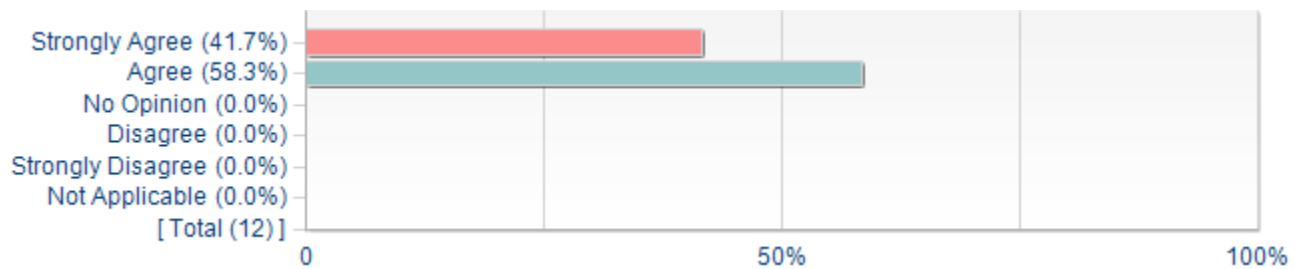
Not Applicable	NRP	1	8.3%
----------------	-----	---	------

Comparison of Mean Scores



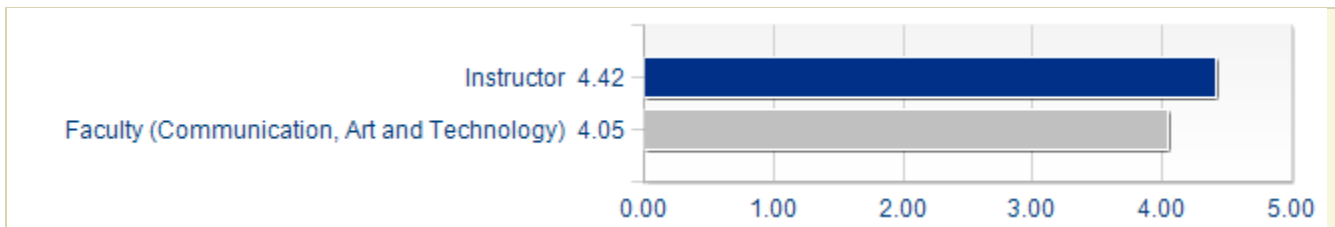
The course assignments, projects, tests, and/or papers highlighted important concepts of the course.

Distribution of Responses



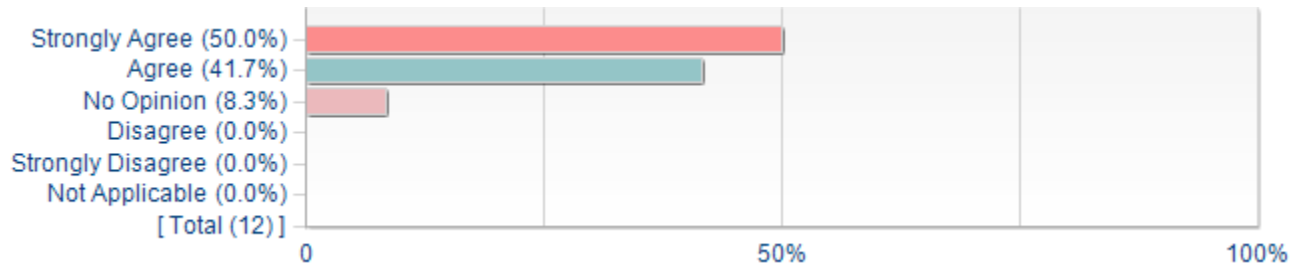
Options	Score	Count	Percentage
Strongly Agree	5	5	41.7%
Agree	4	7	58.3%
No Opinion	3	0	0.0%
Disagree	2	0	0.0%
Strongly Disagree	1	0	0.0%
Not Applicable	NRP	0	0.0%

Comparison of Mean Scores



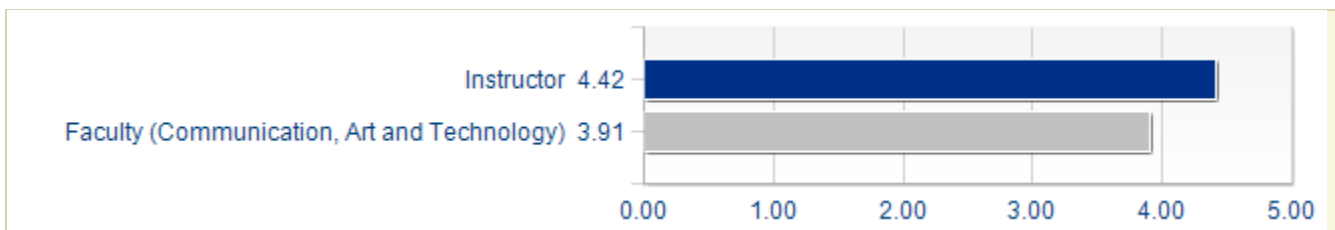
The course expanded my understanding on important issues in the subject matter.

Distribution of Responses



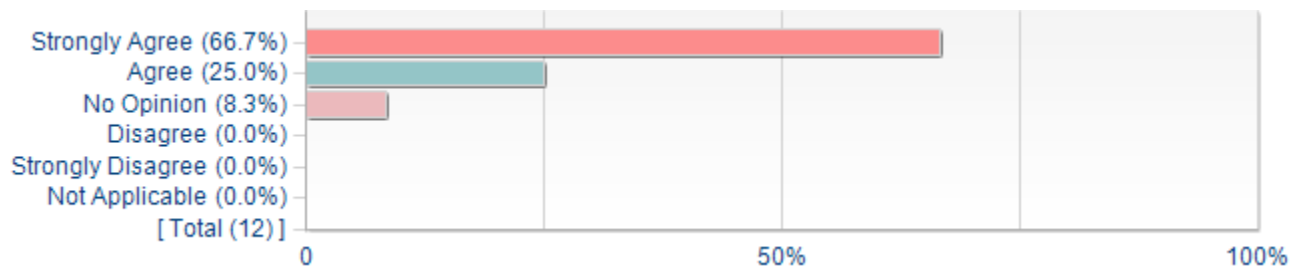
Options	Score	Count	Percentage
Strongly Agree	5	6	50.0%
Agree	4	5	41.7%
No Opinion	3	1	8.3%
Disagree	2	0	0.0%
Strongly Disagree	1	0	0.0%
Not Applicable	NRP	0	0.0%

Comparison of Mean Scores



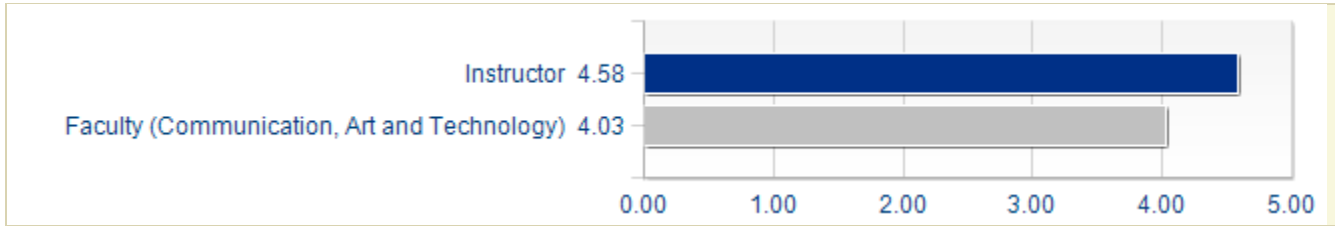
The instructor related course concepts to professional practices in the field.

Distribution of Responses



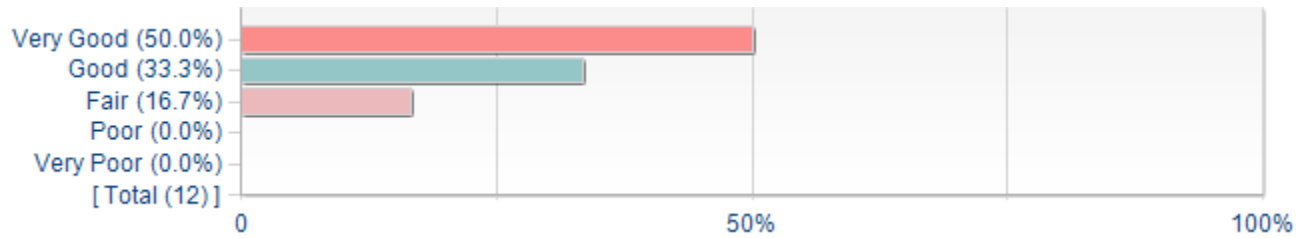
Options	Score	Count	Percentage
Strongly Agree	5	8	66.7%
Agree	4	3	25.0%
No Opinion	3	1	8.3%
Disagree	2	0	0.0%
Strongly Disagree	1	0	0.0%
Not Applicable	NRP	0	0.0%

Comparison of Mean Scores



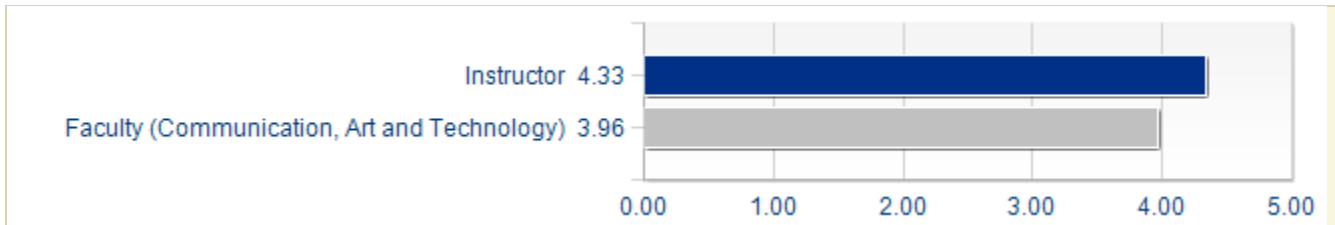
Overall, the quality of instruction provided by the instructor in the course was:

Distribution of Responses



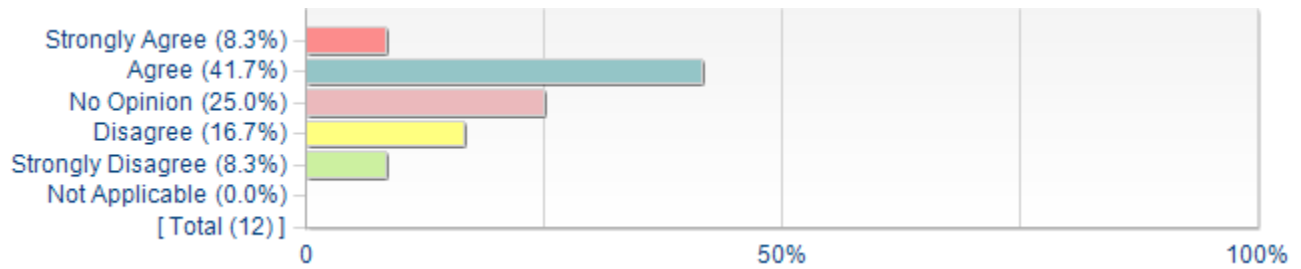
Options	Score	Count	Percentage
Very Good	5	6	50.0%
Good	4	4	33.3%
Fair	3	2	16.7%
Poor	2	0	0.0%
Very Poor	1	0	0.0%

Comparison of Mean Scores



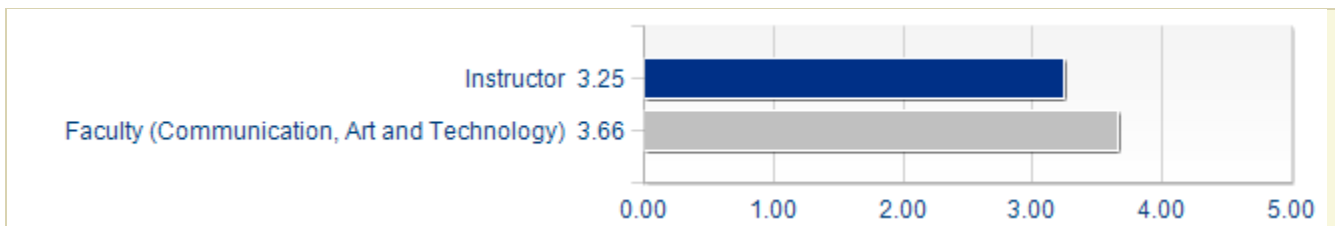
The feedback I received in this course on assignments, projects, tests, and/or papers provided guidance on how to improve my performance in the course.

Distribution of Responses



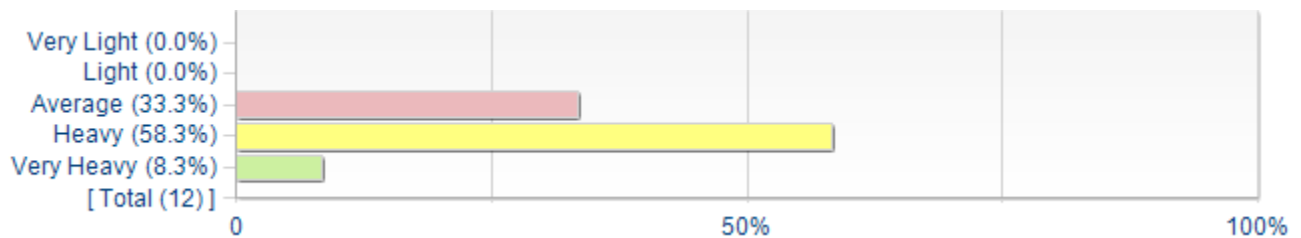
Options	Score	Count	Percentage
Strongly Agree	5	1	8.3%
Agree	4	5	41.7%
No Opinion	3	3	25.0%
Disagree	2	2	16.7%
Strongly Disagree	1	1	8.3%
Not Applicable	NRP	0	0.0%

Comparison of Mean Scores



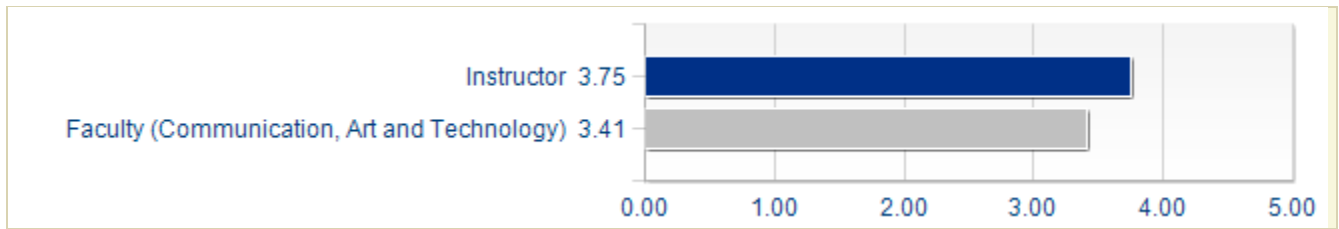
Compared to other courses, the workload for this course was:

Distribution of Responses



Options	Score	Count	Percentage
Very Light	1	0	0.0%
Light	2	0	0.0%
Average	3	4	33.3%
Heavy	4	7	58.3%
Very Heavy	5	1	8.3%

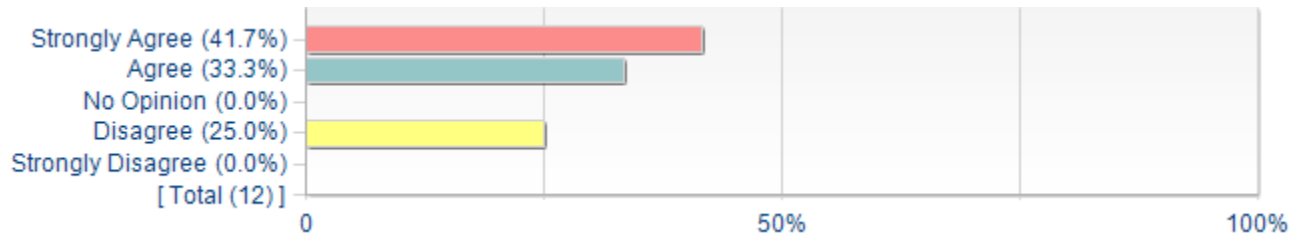
Comparison of Mean Scores



Section 5: Instructor-Selected Questions

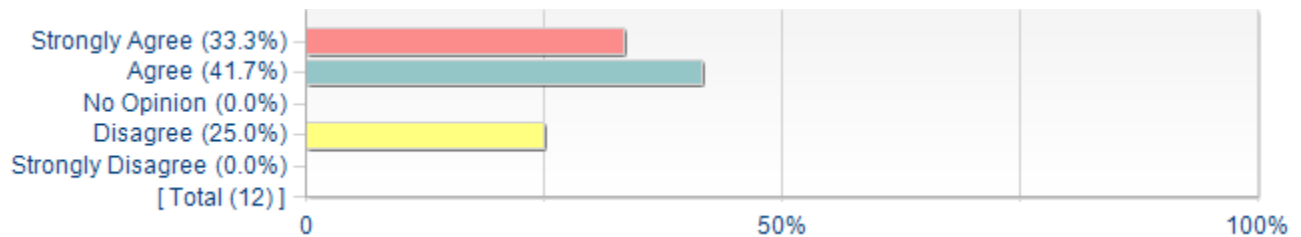
Note that only the questions that you selected are displayed, otherwise this section may be empty.

The instructor's course outline, including information about tests, assignments, or projects, was clear.



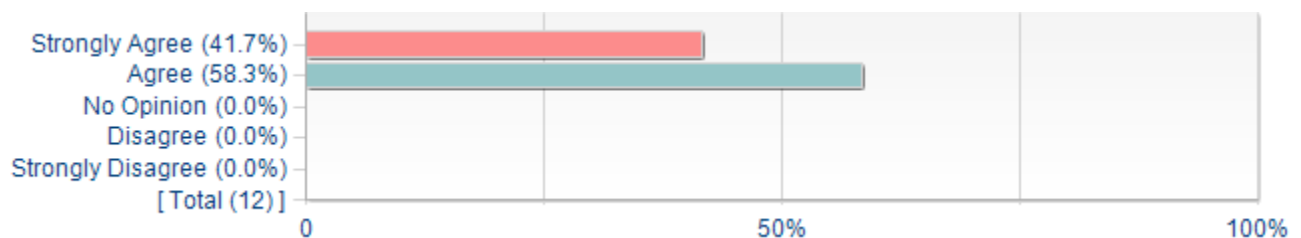
Options	Score	Count	Percentage
Strongly Agree	5	5	41.7%
Agree	4	4	33.3%
No Opinion	3	0	0.0%
Disagree	2	3	25.0%
Strongly Disagree	1	0	0.0%

Course assignments or project descriptions, including information about requirements, were clear.



Options	Score	Count	Percentage
Strongly Agree	5	4	33.3%
Agree	4	5	41.7%
No Opinion	3	0	0.0%
Disagree	2	3	25.0%
Strongly Disagree	1	0	0.0%

The course instructor moved through course concepts at a comfortable pace.



Options	Score	Count	Percentage
Strongly Agree	5	5	41.7%
Agree	4	7	58.3%

No Opinion	3	0	0.0%
Disagree	2	0	0.0%
Strongly Disagree	1	0	0.0%

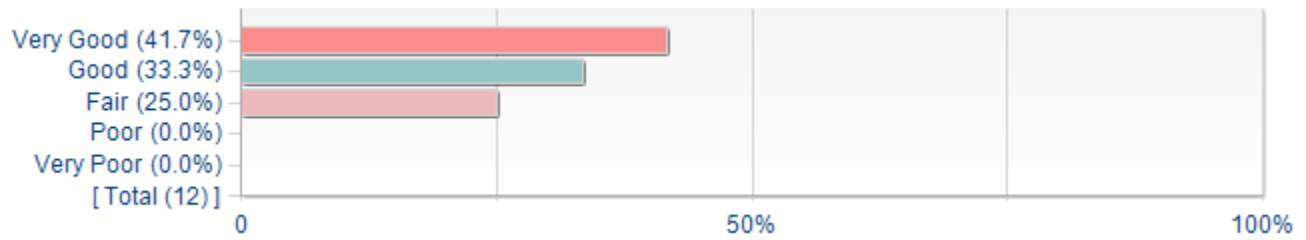
Please comment on the value of the required readings toward your overall learning experience in the course.

Comment
For me, not very important except the atomic design.
The readings were interesting, but I did not find that they were necessary to pass the course. For example, much of the homework I was able to use my knowledge from past courses for theories, whereas I used the web to help with coding or more technical aspects.
mostly memorable, all relevant, and important.
Interesting readings.
it seems to be a very biased reading materials
The required readings were meaningful and interesting to read. In comparison to other course readings, I actually remember what I read from these courses and they made me consider what the content. Other course readings are quite long and dry, but I think Andrew picked readings that were long enough, as well as intriguing. Some of the online (from the library resources) readings were less desirable to read though.
The readings help me to understand the materials and develop my project workflow to become more efficient
It is useful, but too much readings
Many of the readings were insightful, easy to read and were well-related to the course material.

Section 6: Supplemental Questions


Overall, the quality of my learning experience in this course was...

Distribution of Responses



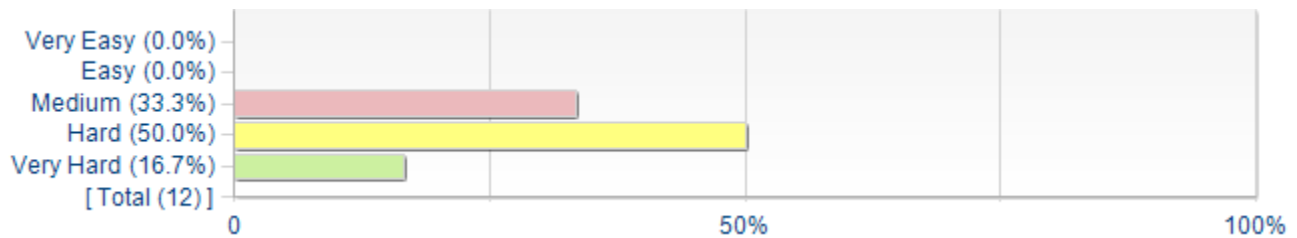
Options	Score	Count	Percentage
Very Good	5	5	41.7%
Good	4	4	33.3%
Fair	3	3	25.0%
Poor	2	0	0.0%
Very Poor	1	0	0.0%

I attended class...



Options	Score	Count	Percentage
All the time	5	12	100.0%
Most of the time	4	0	0.0%
About half of the time	3	0	0.0%
Rarely	2	0	0.0%
Never	1	0	0.0%

How easy was this course?



Options	Score	Count	Percentage
Very Easy	5	0	0.0%
Easy	4	0	0.0%
Medium	3	4	33.3%
Hard	2	6	50.0%
Very Hard	1	2	16.7%

Do you have any further comments?

Comment

Unfair to tell us to validate using W3C, then grade us with a different validator that includes accessibility. Should have told us about the other validator too.

Unfair to expect us to remember all semantic rules by heart when it is simply impossible in such an applied discipline (web dev) where almost everyone in the industry relies on the online community for common practices and coding tools and references.

IAT339 Web Design did not have enough design, I was hoping to learn more design concepts (atomic was nice, other philosophies etc?) and patterns used on the web.

Andrew was able to effectively engage and teach the class and provided many helpful tools that will benefit us after the completion of the course. Lectures are engaging, well-presented, and organized. In-lecture coding activities were beneficial and relevant to helping students understand HTML/CSS.

However, my major criticism is his marking scheme. The way he marks is unforgiving as he applies an unfair penalty to minor and excusable mistakes. For example, I made 2 types of semantic coding errors that repeated on some of my web pages which led to 4.1/8 for the coding portion of my grade. This is close to a failing grade for 2 errors that are easily fixed, and this grade does not account for all the code that I was able to execute correctly. Although I acknowledge that I made these mistakes, the penalty he gives is unreasonable considering the following reasons. First, a majority of the students taking this course are beginners to HTML/CSS meaning we have limited experience with coding. Second, there is a vast amount of particulars we need to be careful of so it is unreasonable to expect us to remember and commit all of them to heart. And finally, the coding validator he showed us in class was not able to catch such semantic errors, so students had no clear way of realizing that these mistakes were being made in the first place. His marking scheme puts a bigger emphasis on penalizing students for errors rather than rewarding them for things that they correctly.

Overall, Andrew is a good professor but his marking scheme stunts students' ability to feel motivated and encouraged to be successful in the course.

Andrew is an absolutely amazing professor. He's one of the few professors who has really expanded my knowledge to a significant degree. I really enjoy his teaching style and he passes on his knowledge to students impeccably. However, with that said, I do think the overall grading criteria was really tough on students, especially for those with little experience in web development. Although this course has probably been one of my favourite courses in terms of how much I've grown and all the skills I've received, I believe with the tough grading scheme, it will discourage a lot of students from pursuing web development since it is so unforgiving towards mistakes (it already has for some of my classmates). If anything, it has made me cautious of trying new coding techniques or putting in too much effort into my assignments, as I didn't feel like I would get a good grade regardless. Again, amazing class, amazing prof, but the grading scheme is way too traditional and strict.

After marking our projects, I really wish Andrew would include in the comments why we had marks deducted, if

applicable. Seeing the rubric is informative, and understanding it may give an idea of why we got the marks that we did, but specifically naming which parts were "not working" would be extremely beneficial as it would likely apply to the next project. I can see why he may not do this, because he has over 50 students' projects to grade, but even a simple comment on a couple parts that weren't working would be helpful. And then if students had further questions, then they would know what to talk to him about during office hours, and have their materials opened and prepared, instead of walking in blind.

It is a very useful class and work skills related, however some contents are overlap with my second year web design course, because I took the class with same professor, it is reasonable and logical but I will hope to learn more relating to JavaScript as it is also one of the capable skills for career.

It was an interesting course, with valuable information about web design.